
Restore, Reinvest, and Renew (R3) Program

Chaired by Illinois Lieutenant Governor Juliana Stratton

Annual Report 2024



JULIANA STRATTON
OFFICE OF LT. GOVERNOR

Open Letter from Lieutenant Governor Juliana Stratton

As we reflect on the journey of the Restore, Reinvest, and Renew (R3) Program over the past year, we recognize the profound impact of our collective efforts in healing communities that have long suffered from the wounds of systemic injustice. Our mission is not merely about funding, it is about restoring dignity, rebuilding trust, and reinvesting in the very fabric of our communities.

In our inaugural year, the challenges were immense. We confronted not only the legacy of the War on Drugs but also the harsh realities of a global pandemic that laid bare existing inequities. Yet, through this adversity, we found purpose. The R3 Program emerged as a beacon of hope, channeling \$31.5 million in grants to 80 organizations, and subsequently expanding to \$45 million in the second year for 148 organizations. The program priorities include civil legal aid, economic development, re-entry, violence prevention, and youth development—areas critical to fostering a more equitable society.

Today, we gather at the table, making space for those whose voices have long been left unheard, ensuring they too have a seat in shaping the future. With the recent allocation of nearly \$36 million in grants to 89 organizations, we are deepening our commitment to grassroots organizations and community-driven solutions. Governor Pritzker's vision of an equity-centric cannabis program is not just a legislative achievement, it is a moral imperative that acknowledges the decades of economic disinvestment, and the disproportionate harm inflicted on marginalized communities.

Our path forward requires an unwavering commitment to equity and inclusion. The launch of the Institute to Innovate (i2i) exemplifies this ethos, empowering smaller organizations with the tools they need to navigate grant management and implement innovative strategies tailored to their communities. We understand that capacity building is crucial. It is not enough to simply provide funding. We must ensure that every organization, regardless of size, has the ability to thrive.

As we prepare for the next round of R3 funding, we will continue to center the voices of those most impacted by our policies. The community-driven review process, informed by implicit bias training, reflects our commitment to equitable decision-making. We are building a model not just for Illinois, but for the nation. This work is a testament to what can be achieved when we stand together in pursuit of justice, equity and opportunity.

Respectfully,



Juliana Stratton

Lieutenant Governor of Illinois

Chair of the Restore, Reinvest, and Renew Program Board

Table of Contents

Legislative Background	3
R3 Program Board	4
Composition	5
Purpose of Funding	7
Program Design	7
Civil Legal Aid Program Design	8
Economic Development Program Design	10
Re-entry Program Design	10
<i>Access to Technology Re-entry Program Framework</i>	12
Violence Prevention Program Design	13
Youth Development Program Design	13
Scoring Criteria	15
Review and Selection Process	16
Funding Ranges	18
Appeal Process	18
Debriefing Process	18
Third Round Developments	19
Capacity Building	21
R3 Grantee Tours	22
Additional R3 Cohort 3 Information	24
Appendix	26

Legislative Background

The Cannabis Regulation and Tax Act (CRTA), 410 ILCS 705, legalized adult-use recreational cannabis in Illinois on January 1, 2020. A key component of the Act is the establishment of the Restore, Reinvest, and Renew (R3) Program, which allocates 25% of the state's adult-use cannabis tax revenues to communities disproportionately affected by economic disinvestment, violence, and the War on Drugs. The program targets five priority areas: civil legal aid, economic development, re-entry, violence prevention, and youth development. Fund distribution is guided by a working group of the R3 Program Board, which identifies eligible neighborhoods based on various indicators. These indicators include high rates of gun injuries, unemployment, child poverty, as well as commitments to and from the Illinois Department of Corrections (IDOC). Approximately 906 census tracts are classified as high-need and disproportionately impacted areas.

R3 Board members review new eligible R3 areas at the January 11, 2024 meeting in Chicago.



R3 Program Board

The Illinois Criminal Justice Information Authority (ICJIA) oversees the R3 Program and administers funding related to grant opportunities. In collaboration with ICJIA, the Justice, Equity, and Opportunity (JEO) Initiative, led by Lieutenant Governor Juliana Stratton, manages the R3 Program Board (the “Board” or “R3 Board”). The Board, chaired by the Lieutenant Governor, is responsible for governing the program. Its members include appointed and elected officials, violence prevention experts, community-based providers, residents from R3-eligible areas, and individuals who were formerly involved with the criminal legal system.

Under the CRTA, the R3 Board’s responsibilities are to:

1. Develop a process to solicit applications from eligible R3 areas;
2. Develop a standard template for both planning and implementation activities to be submitted by R3 areas to the state;
3. Identify resources sufficient to support the full administration and evaluation of the R3 Program, including building and sustaining core program capacity at the community and state levels;
4. Review R3 area grant applications and proposed agreements and approve the distribution of resources;
5. Develop a performance measurement system that focuses on positive outcomes;
6. Develop a process to support ongoing monitoring and evaluation of R3 programs; and
7. Deliver an annual report to the General Assembly and the Governor to be posted on the Governor’s Office and General Assembly websites, as well as provide the public with an annual report on the R3 Program’s progress.

Composition

Name (Last, First)	Position	Title
Lieutenant Governor Stratton, Juliana	Ex-Officio, Chair	Lieutenant Governor and Chair
Marchiori, Ray	Ex-Officio	Director of the Illinois Department of Employment Security
Adams, Delrice	Ex-Officio	Executive Director of the Illinois Criminal Justice Information Authority
Brown, Dagené	Ex-Officio	Designee for the Illinois Department of Children and Family Services
Deputy Majority Leader/Speaker Pro Tempore Gordon-Booth, Jehan	Ex-Officio	Deputy Majority Leader/Speaker Pro Tempore of the House of Representatives, Designated by the Speaker of the House of Representatives
Hughes, Latoya	Ex-Officio	Acting Director of the Illinois Department of Corrections
Quintero, Dulce	Ex-Officio	Secretary of the Illinois Department of Human Services
Majority Leader Lightford, Kimberly	Ex-Officio	Majority Leader of the Senate, Designated by the President of the Senate
Dr. Phillips, Janice	Ex-Officio	Designee for the Illinois Department of Public Health
Vickery, Robert	Ex-Officio	Director of the Illinois Department of Juvenile Justice
Perez, Christelle	Ex-Officio	Designee for the Office of the Attorney General
Estrada, Rebecca	Ex-Officio	Designee for the Illinois Department of Commerce and Economic Opportunity
Representative Windhorst, Patrick	Ex-Officio	Designee for the Minority Leader of the House
Senator Anderson, Neil	Ex-Officio	Designee for the Minority Leader of the Senate
Crowder, Donna	Member	Community-based provider or community development organization.
Hubbard, Michael	Member	Community-based provider or community development organization, outside of Cook County.

Puente, Sylvia	Member	Community-based provider or community development organization, within Cook County. Also has immigrant population experience.
Dr. Bocanegra, Kathryn	Member	Expert in the field of violence reduction.
Dr. Newbold, Jayeti	Member	Expert in the field of violence reduction.
Chamberlain, Marlon	Member	Formerly Incarcerated — Over 24 years of age.
Little, Bethany	Member	Formerly Incarcerated— Over 24 years of age.
Montoya, Anthony	Member	Formerly Incarcerated — 17-24 years of age.
Representative Avelar, Dagmara	Member	Person living or working in an R3 area.
Curtis, April	Member	Person living or working in an R3 area.
Gutierrez, Laura	Member	Person living or working in an R3 area.
Senator Villanueva, Celina	Member	Person living or working in an R3 area.
Howse, Natalie L.	Member	Person living or working in an R3 area.
Hoskins, Gaynett	Member	Person living or working in an R3 area.
Rivas, Carlos	Member	Person living or working in an R3 area.
Mayor Ali, Rita	Member	Mayor of Peoria — Public official of a municipal geographic jurisdiction in the state that include an R3 area, or their designee.
Mayor McNamara, Tom	Member	Mayor of Rockford — Public official of a municipal geographic jurisdiction in the state that include an R3 area, or their designee.
Clerk Valencia, Anna	Member	City Clerk of Chicago — Public official of a municipal geographic jurisdiction in the state that include an R3 area, or their designee.
Alderman Hall, William E.	Member	Public official of a municipal geographic jurisdiction in the state that include an R3 area.
Mayor Harvey, Carolin	Member	Mayor of Carbondale — Public official of a municipal geographic jurisdiction in the state that include an R3 area, or their designee.

Purpose of Funding

To address the deep-rooted inequities caused by the War on Drugs in our communities, bold strategies and seeking solutions from those most impacted is necessary. The R3 Program embodies this approach by:

1. Directly addressing the impact of economic disinvestment, violence, and the historical overuse of criminal justice responses by providing resources to support a community-based response;
2. Substantially reducing gun violence and concentrated poverty;
3. Protecting communities from gun violence through targeted investments and intervention programs, including family violence prevention, gun injury victim services, and public health prevention activities; and
4. Promoting employment and capacity building related to the social determinants of health in the eligible community areas.¹

The R3 Program's resources will focus on reducing gun violence through both intervention and prevention efforts. This includes re-entry and diversion support for those impacted by the criminal legal system, providing access to legal services, enhancing youth development, and bolstering programs that tackle the root causes of health and social inequities.²

Program Design

The R3 Program is intended for organizations who provide services in their communities that address at least one of the five R3 Program Priorities. Services proposed may be specific to a single priority or address multiple priorities in a single program.

¹ The Cannabis Regulation and Tax Act. HB 1438.

² Illinois Justice Project. "Fact Sheet. House Bill 1438 – R3 Program." <https://iljp.org/r3factsheet>. Accessed 10/15/24.

These Program priorities, as established in the Cannabis Regulation and Tax Act, include:

1. Civil Legal Aid
2. Economic Development
3. Re-entry
4. Violence Prevention
5. Youth Development

Civil Legal Aid Program Design

As described in the 2025 Restore, Reinvest, and Renew (R3) Program Service Delivery Notice of Funding Opportunity (NOFO) instructions.

Civil legal aid services are defined as free legal assistance in non-criminal matters, provided to “eligible individuals” as determined by each legal services provider.³ These services are delivered by licensed attorneys or under their supervision and include legal advice and representation in court, among other forms of assistance. Applicants were encouraged to enhance access to these services by utilizing various methods, such as telephone hotlines or establishing service centers within court buildings.⁴

Applicants were also limited to specific areas of civil law, and each applicant was to specify these areas and describe the legal services they would provide.

Consumer Protection

- Bankruptcy
- Protection from harassment by creditors
- Consumer fraud

Family Law and Safety

- Obtaining orders of protection and no contact orders for victims of domestic or sexual violence and elder abuse
- Illinois Crime Victim’s Compensation denials
- Immigration issues faced by survivors of domestic violence in cases involving abuse
- Adoption

³ 735 ILCS 5/5-105.5

⁴ “Civil Legal Aid In Illinois.” Alysson Gatens.

- Guardianship of minors and adults
- Elder abuse and elder law, including, but not limited to, financial exploitation issues, wills and powers of attorney

Income Maintenance

- Supplemental Nutrition Assistance Program (SNAP) and Temporary Assistance for Needy Families (TANF) denials, calculations, overpayments, and sanctions
- Medical assistance denials, terminations, and spend down issues (Medicaid, Medicare)
- Supplemental security Income (SSI) and social security denials, cessations, terminations, overpayments, and garnishments
- Home services program issues
- Unemployment insurance benefits issues
- Wage claims
- Veterans' benefit issues
- Nursing home charges
- Resolving general tax claims
- Federal Emergency Management Agency benefit issues

Housing

- Subsidized housing (public housing, Section 8 and other rental assistance) evictions, termination of assistance, rent calculations, and admissions issues
- Evictions
- Discrimination and disability accommodation
- Foreclosure Defense

Disability

- Securing accommodations for individuals with disabilities

Education

- School discipline and school issues
- Free Lunch Program access
- Special education classifications/disability accommodations
- Expediting school enrollment for homeless children

Other

- Seeking expungements and sealing of adult and juvenile criminal records
- Asylum claims

R3 Program funding was strictly prohibited from covering criminal defense or tort actions. Additionally, each funded program was required to have a history of providing legal services, include a supervising attorney to oversee staff, and offer services at no cost, including interpreter services when necessary.

Economic Development Program Design

As described in the 2025 Restore, Reinvest, and Renew (R3) Program Service Delivery NOFO instructions.

Grants aimed at supporting economic development were made available to organizations eligible under the R3 Program that are dedicated to addressing long-term disinvestment in their communities. These grants were specifically designed for projects targeting areas facing economic decline, infrastructure challenges, industry departures, and other systemic economic issues. Proposals were required to be clear, effective, and time-bound, clearly outlining specific and measurable impacts that would enhance the community's economic health. Eligible activities included job training and coaching to help residents develop essential employment skills, connecting participants with employers and equitable hiring opportunities, offering mentorship and professional development, and revitalizing neighborhoods to promote economic stability and improve quality of life. This list was not exhaustive, and other proposed activities would be considered if they were deemed effective and relevant.

Re-entry Program Design

As described in the 2025 Restore, Reinvest, and Renew (R3) Program Service Delivery NOFO instructions

The importance of strong re-entry services in Illinois is underscored by the approximately 160,000 individuals within the criminal legal system,⁵ most of whom are expected to reintegrate into society.⁶ This system includes state and federal prisons, jails, probation, parole, youth detention, and involuntary commitment. The need for effective re-entry services is clear.

Returning residents have a variety of needs that can be broadly categorized into the following areas:

- Workforce development
- Legal assistance (expungement)

⁵ Wang, L. W. (2023). Punishment beyond prisons: incarceration and supervision by state. Prison Policy Initiative. <https://www.prisonpolicy.org/reports/correctionalcontrol2023.html>

⁶ Re-entry Research at NIJ: Providing Robust Evidence for High-Stakes Decision-Making | National Institute of Justice. (n.d.). National Institute of Justice. <https://nij.ojp.gov/topics/articles/re-entry-research-nij-providing-robust-evidence-high-stakes-decision-making>

- Pre-trial services (including social supports, family support, and transportation)
- Housing (both transitional and permanent supportive housing)
- Social support (such as case management, peer navigators, support groups, and family wraparound services)
- Education (including traditional schooling, understanding the legal system, technology, personal finance, etc.)
- Basic needs (including food, clothing, utilities, and amenities)
- Transportation

Applicants were encouraged to provide tailored support that addresses the unique needs, strengths, and goals of each individual. They were expected to outline a client-centered approach, including methods for assessing and understanding each participant's specific circumstances. Proposed programs were to include individualized assistance, collaboration with community organizations and government agencies, continuity of care, evidence-informed practices, and culturally sensitive strategies.

Additionally, programs also needed to demonstrate a commitment to evaluating outcomes, with plans for ongoing improvement based on data. Since R3 funding was not guaranteed beyond the performance period, applicants were advised to design their proposals with sustainability in mind to ensure that essential services could continue independently of R3 funding. Applicants could apply for grants to support services such as housing, workforce development, transportation, and pre-trial services.

Housing

Applicants were encouraged to propose services that would provide returning residents fair access to affordable and safe housing. Each program narrative needed to clearly outline the housing models, rent structures, and any plans for growth. The narrative was expected to explain how new insights would influence program expansion and how additional services or improvements could enhance the existing framework.

Proposed programming must include one or more of the following services:

- Transitional housing for 12 months or more, aimed at facilitating permanent supportive housing.
- Permanent supportive housing, which offers long-term housing for up to 24 months.
- Tenant education covering application processes, identification acquisition, interview skills, financial literacy, and other related topics.
- Housing supplies and resources, such as utilities, start-up kits, security deposits, identification, and other necessities.

Workforce Development

Workforce development programs are designed to promote equal opportunity and economic independence for clients. Applicants were asked to outline inclusive strategies that acknowledge the unique

challenges faced by individuals affected by the criminal legal system. These strategies may include skills training, coaching, and mentorship to better support participants in their diverse paths to employment and self-sufficiency.

Potential strategies may include:

- Skill development
- Employment placement
- Supportive services
- Entrepreneurial development and programming
- Community engagement
- Vocational/trade skill development
- Education (including union memberships, academic assessments, etc.)

Transportation Services

- Transportation services for individuals released from the Illinois Department of Corrections and jails to their housing placements. Additional transportation services include:
 - Access to wrap-around services; and/or
 - Transportation to and from court for pre-trial appearances.

Pre-trial Services

Proposed pre-trial service programs include, but are not limited to:

- Court watchers
- Development and education regarding court proceedings
- Transportation assistance

Access to Technology Re-entry Program Framework

As described in the 2025 Restore, Reinvest, and Renew (R3) Program Service Delivery NOFO instructions.

At the core of effective programming is a strong foundation of supportive services. Each program was encouraged to include at least two key services: (1) case management or peer navigators, and (2) transportation. This approach ensures a cohesive support system that truly addresses participants' needs as they re-enter their communities.

Transportation

Understanding that limited transportation can impede individuals' ability to attend critical appointments, proposed programs should include options to provide or facilitate access to essential services, support groups, and other important activities. This ensures that participants can fully engage with their re-entry process.

Proposed programs may offer or facilitate the following transportation options:

- Bus cards
- Gas cards
- Shared rides
- Transportation coordination
- Mobility assistance programs

This funding opportunity expressly prohibits the purchase of new vehicles.

Violence Prevention Program Design

As described in the 2025 Restore, Reinvest, and Renew (R3) Program Service Delivery NOFO instructions.

Violence prevention work spans an array of services, all centered around curbing violence, particularly gun violence, within communities. These programs may focus on community building and bridging divides, street outreach addressing violence immediately following incidents. These types of interventions offer a swift, personal response to gun violence, reaching out to victims, families, and affected parties to prevent escalation. Applicants needed to clearly articulate the types of violence their programs addressed, outline specific activities for participants, and detail how these initiatives would not only reduce violence within the community but also provide those most at risk with support.

Youth Development Program Design

As described in the 2025 Restore, Reinvest, and Renew (R3) Program Service Delivery NOFO instructions.

Effective youth development programs centered around six core components that promoted healthy youth development—cognitive, social, emotional, moral, and physical.

The six essential components of effective youth development programs include:

1. A foundation grounded in relevant theory and incorporation of validated strategies and best practices.
2. The promotion of protective factors while minimizing risk factors.
3. A focus on multiple behaviors and interconnected systems.
4. An emphasis on preventing issues and fostering healthy development.
5. The appropriate intensity and duration of interventions.
6. Continuous and rigorous evaluation.

These programs were tailored to different stages of youth development, from infancy to young adulthood, addressing the unique needs of individuals as they progress through critical growth phases. These developmental stages are generally defined as follows:

- Infancy (0-2 years old)
- Early childhood (3-5 years old)
- Childhood (6-11 years old)
- Early adolescence (12-14 years old)
- Adolescence (15-17 years old)
- Young adulthood (18+ years old)

Intervention types vary, but may include:

- Prenatal care
- Home visits
- Early childhood interventions
- Parenting skills training
- Social and behavioral skills training
- Classroom-based prevention
- Prevention focused on adverse childhood experiences
- Community interventions

Lieutenant Governor Stratton, R3 Board members, Senator Javier Loera-Cervantes, Alderwoman Nicole Lee, and Bridge to Freedom staff as well as program participants engage in a group discussion during an R3 site visit at Bridge to Freedom's Black Box Theatre, March 2024



Scoring Criteria

Reviewers evaluated each application for completeness and clarity, and depth of responses to the program's narrative questions. Thoroughness in addressing program elements were considered, along with each applicant's history of performance and financial standing with ICJIA. Applicants were required to outline the potential use of funds, giving consideration that their proposed costs were not only reasonable but essential and allowable, demonstrating a commitment to effective and responsible program delivery.

Out of 130 points available, the technical section was worth 100 points, and equity considerations accounted for the remaining 30 points. In the event of a tie, a higher equity score would give an applicant the advantage.

Application Score Criteria	Weight
Local Preference	20 points
Statement of Need	25 points
Program Design	35 points
Program Goals and Metrics	10 points
Applicant Experience and Contributions to Community	5 points
Budget	10 points

Equity Score Criteria	Weight
Agency leadership reflects the proposed community and residents to be served.	10 points
The program includes mentors, credible messengers, or practitioners who are residents of the community being served.	10 points
For collaborative applications, If the collaborative organization is within an R3 zone.	10 points

Review and Selection Process

Each application underwent a thorough review for completeness, including verification of Grant Accountability and Transparency Act (“GATA”) pre-qualification and the Internal Control Questionnaire (“ICQ”) submission for the current fiscal year. Incomplete applications and applicants who had not followed through with GATA pre-qualification were disqualified from the process. To ensure a fair evaluation, applications were divided into competitive tiers, organized by the agency’s annual budget and experience level in service delivery. Competition was structured within these defined tiers, ensuring a fair assessment process. This standardized approach created a more balanced and equitable review process.

Competition between applications for this NOFO took place only within the following tiers:

Tier 1	Organizations with < 2 years of service provision
Tier 2	Organizations with 2 to 5 years of service provision or whose annual agency budgets are < \$2 million
Tier 3	Organizations with > 5 years of service or whose annual agency budget is > \$2 million

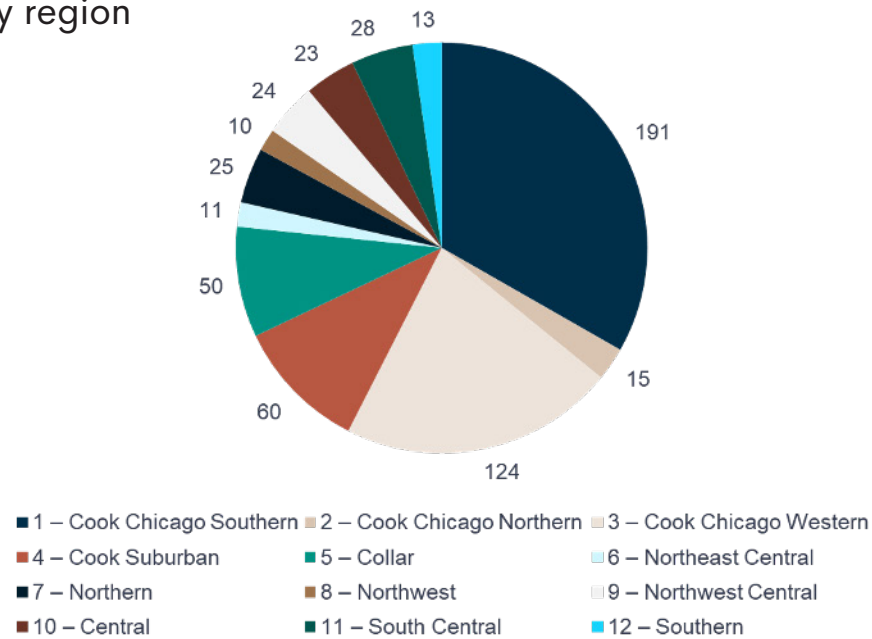
To standardize the review process even further, reviewers first engaged in cultural competency and implicit bias training. Next, reviewers participated in evaluation training on the process itself. Finally, grant-specific training provided reviewers with the guidance needed to score applications effectively, ensuring a thorough and balanced approach to every submission.

There were 574 applications submitted for consideration within the third round of funding, an increase from the 512 applications received in the second round.

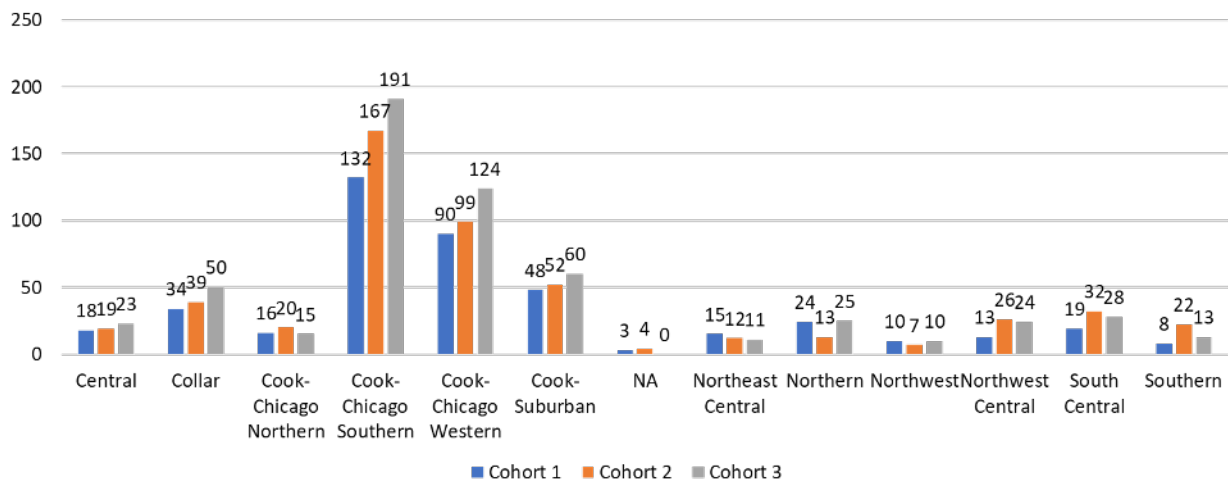
Application Type	Cohort 1	Cohort 2	Cohort 3
Service Delivery	354	371	574
Planning & Capacity Building	72	141	**0
Total	426	512	574

*Note: Totals presented are pending further analysis. Cohort 1 totals reflect all received applications. Cohort 2 & Cohort 3 totals reflect all applications with a “submitted” status within the AmpliFund grant management system. “**” indicates planning and capacity activities were integrated into the service delivery notice of funding opportunity.*

Total number of completed applications by region



Submitted applications by region



Funding Ranges

Funding was recommended based on scores compiled by evaluation panels, with each application assessed on program effectiveness and commitment to equity. ICJIA retained discretion to offer partial funding if the regional or tier-specific budget was limited, reallocating remaining funds as necessary. Incomplete or ineligible proposals, those including unallowable costs, or any that failed to meet fundamental program standards could be disqualified. Budget reviews were conducted to confirm the appropriateness and feasibility of program costs. Upon final approval, successful applicants received formal notice through the GATA portal, with recommendations sent to the R3 Board and the ICJIA Budget Committee.

Appeal Process

Unsuccessful applicants retained the right to formally appeal. Appeals could not challenge evaluation scores or funding allocations but could address any perceived issues in the evaluation process. These appeals had to be filed within 14 days of receiving a Funding Opportunity Declination Letter, through AmpliFund, with specific details included in the submission.

The appeal request was required to include a statement indicating a request for a formal appeal, including detailed reasoning for the appeal. Once an appeal was received, ICJIA acknowledged receipt of an appeal, provided a written response to the appeal within 60 days or explains why more time is required, and resolved the appeal by a written determination, which included:

- Review of the appeal;
- Appeal determination;
- Rationale for the determination; and
- Standard description of the appeal review process and criteria.

Debriefing Process

Unsuccessful applicants could also request a debriefing to understand reasoning behind the decision. Debriefing requests were to be submitted within seven days of notification, provided there was no active appeal or legal action. Feedback, rooted in the evaluation criteria, was intended to help applicants refine future proposals. The written debriefing requests include:

- The name and address of the requesting party;
- Identification of grant program; and
- Reasons for the debrief request.

Third Round Developments

R3 Board Convenes for First Quarterly Meeting

R3 Board Approves the Recalculated Eligible Areas Map and Third Round Funding Opportunity

On January 11, 2024, the R3 Board voted to approve the recalculated eligible areas map and the public release of a service delivery NOFO.

Based on an analysis of data conducted by ICJIA, communities in Illinois that are high need, underserved, disproportionately impacted by historical economic disinvestment and violence indicated the highest rates of:

- Gun injury,
- Unemployment,
- Child poverty rates, as well as
- Commitments to and returns from the Illinois Department of Corrections

The 2023 recalculation process features 2020 geography using data from the U.S. Census Bureau, an unemployment indicator: including a measure of the labor force participation rate in addition to the percent unemployed, a child poverty indicator using 200% of the federal poverty line instead of 100%, and an updated time period reflecting a five-year span of IDOC and IDPH data.

The total number of R3 Zones increased relative to the total number designated in the initial 2019 process (R3 Zones 2024: 906; R3 Zones 2019: 769). Increases are seen across all 12 regions, and about 90% of the zones eligible in 2019 will remain eligible in 2024.

R3 Board Convenes for Second Quarterly Meeting

On April 16, 2024, the R3 Board welcomed three new members, Mayor Carolin Harvey (City of Carbondale), Gaynett Hoskins, and Carlos Rivas. ICJIA Director Delrice Adams announced the transition of Mitch Troup, Director of the Federal and State Grants Unit, from the Illinois Criminal Justice Information Authority. Mitch played an instrumental role in the R3 Program since its inception. His efforts resulted in over 400 small, hyper-local groups receiving grant funding through the R3 Program and helped to transform their communities. Director Troup provided farewell remarks and introduced ICJIA's new R3 Program Manager, Aisha Williams.



ICJIA Director Adams, Lieutenant Governor Stratton, and others convene at the R3 Board Meeting on October 23, 2024 in Chicago.

R3 Board Convenes for Third Quarterly Meeting

R3 Board Approves Recommendations for Third Round Funding

On August 15, 2024, the R3 Board voted to approve recommended applicants for the R3 Program's third round of funding awards and distributions. ICJIA received 574 completed applications for its third round of funding.

R3 Board Convenes for Fourth Quarterly Meeting

R3 Board Approves Third Round Funding for Bridge to Freedom

On October 23, 2024, the R3 Board voted to approve Bridge to Freedom for third round R3 Program funding. As of October 24, 2024, ICJIA has awarded approximately \$36 million in third round grant funding to 89 organizations and their collaborative partners.

Capacity Building

At its core, the ICJIA Institute 2 Innovate (i2i) Capacity-Building Program was conceived as way to uplift grassroots organizations across Illinois. By focusing on fortifying these organizations' infrastructures and supporting their sustainability, i2i seeks to help these vital community institutions deepen their impact and extend their reach for the long haul. This program was born out of a commitment to tackle the deep-rooted disinvestment that has left grassroots organizations facing structural challenges and at risk of dissolution. These organizations often serve as the heartbeat of their communities, yet have been held back by lack of capacity, resources, and support.

Recognizing their essential role, i2i's purpose is to equip these small and emerging organizations with the tools and knowledge they need for lasting stability. i2i is built around the practical challenges grassroots groups face daily—staff training, grant management, and financial expertise—and offers a tailored, supportive approach. Organizations participating in the R3 Program can be referred to an i2i grants coach who provides hands-on guidance and engagement, working closely to address each organization's unique needs. By dedicating time and focused attention, i2i coaches ensure that these organizations not only gain skills but also build the foundation to sustain their missions well into the future. In this way, i2i goes beyond capacity-building; it's a bridge to ensuring community resilience and empowerment.

i2i Cohort 2 Organizations

- A House in Austin
- Free Root Operation
- Healing to Action
- Jehovah Jireh Ministry
- Light of Loving Kindness
- Lion's Pride Mentoring, Inc.
- One Solution Global
- Parenting for Nonviolence (P4NV)
- TA98
- Woods Foundation

R3 Grantee Tours

Lieutenant Governor Stratton and ICJIA staff have been fortunate to witness the resilience, creativity, and aspirations of people in communities often overlooked or underserved through R3 grantee site visits. The visits convey a powerful message of recognition—that the individuals in these neighborhoods, their dreams, and their struggles, are seen and valued. To each child who shares their art, to every teacher and leader working to uplift their community, these visits affirm that their efforts matter and that the State of Illinois is committed to investing in their potential.

For many R3 grantees, these encounters are a reminder that their work is vital, celebrated, and part of a larger, shared journey toward equity and renewal. The Lieutenant Governor's genuine engagement, willingness to listen, participate in activities, and connect, is a commitment that acknowledges both the achievements and the challenges faced by these communities. It speaks to the mission of the R3 Program itself: to restore hope, reinvest resources, and renew opportunities in places that have been historically marginalized. Through these visits, the Lieutenant Governor brings a vision of possibility, demonstrating that these communities are integral to the future of Illinois, and that they, too, have a voice in the state's unfolding story.

2024 R3 Grantee Site Visits

March 28, 2024 — Bridge to Freedom's Black Box Theatre

Bridge to Freedom is a second round R3 grantee (Region: Cook, Chicago Western). The Black Box Theatre at Bridge to Freedom provides returning residents with a space to express creativity (skits, plays, poetry, etc.), receive life application classes (anger management, stress management, budgeting, decision making skills, drug rehabilitation, and counseling services), as well as job readiness trainings (resume writing, interviewing techniques, mock interviews, maintaining employment, relationship reconciliation workshops, and house purchase planning).

May 14, 2024 — The Springfield Project at CAP 1908

The Springfield Project is a second round R3 grantee (Region: Central). The Springfield Project's CAP 1908 provides aspiring entrepreneurs with a co-working space to access classes, workshops, as well as mentorship opportunities. Program participants learn essential business principles, including business development, financial literacy, marketing strategies, and effective leadership.

June 17, 2024 — West Point School of Music

West Point School of Music is a second round R3 grantee (Region: Cook, Chicago Southern). West Point School of Music provides free music education and performance opportunities to young people from the South Side of Chicago. Using music as a tool for personal and academic growth, West Point fosters a supportive environment where students can discover their talents, build confidence, and connect with their community.

September 17, 2024 — Centro San Bonifacio at Café Fenix

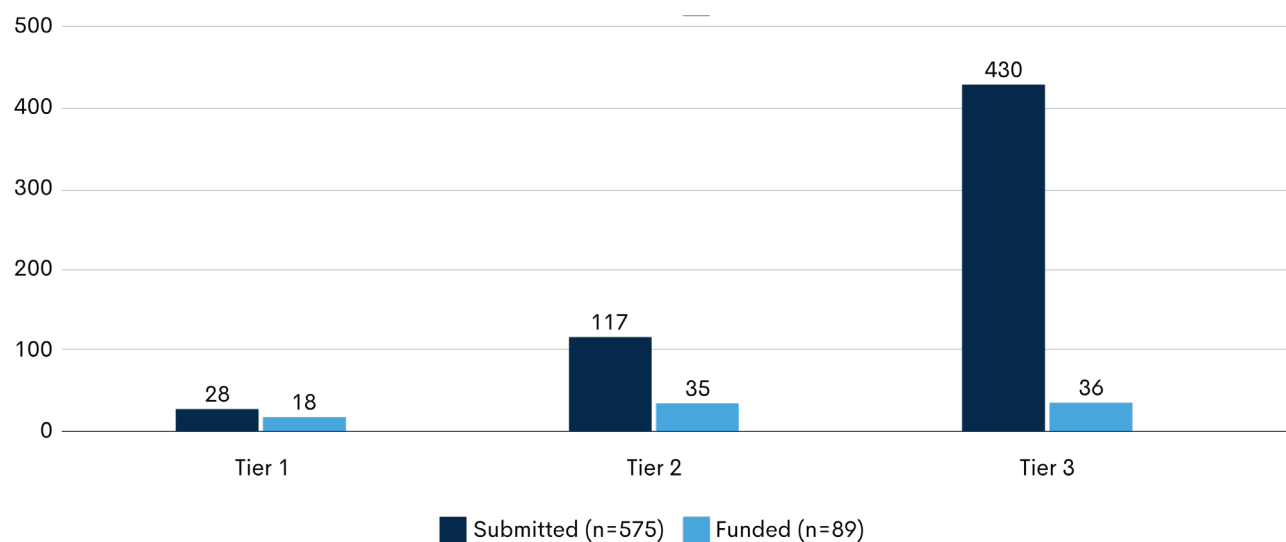
Centro San Bonifacio is a second round R3 grantee (Region: Cook, Chicago Northern). Centro San Bonifacio's Café Fenix is dedicated to empowering immigrant and underserved Latino communities through education, workforce development, and health initiatives. By offering resources such as ESL classes, job training, and wellness programs, the center helps individuals and families build stronger, more resilient lives rooted in self-sufficiency and community support.

Lieutenant Governor Stratton and Dominic Watson, Executive Director of The Springfield Project, pose in front of a mural during the CAP 1908 site visit, May 2024.

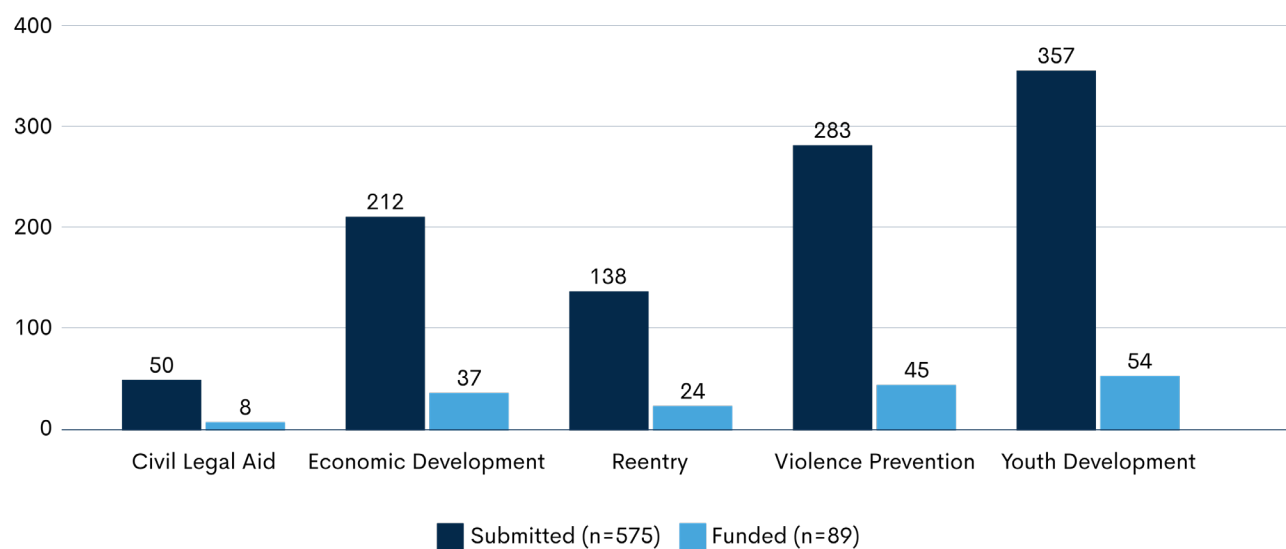


Additional R3 Cohort 3 Information

R3 Cohort 3 Applications by Tier



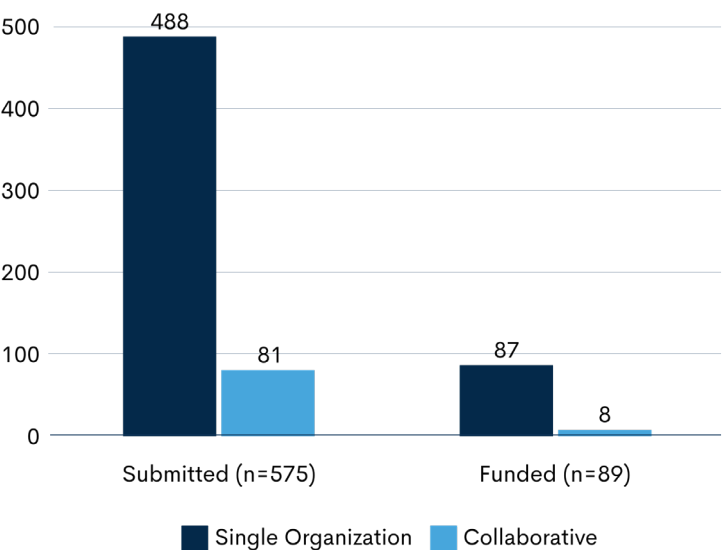
R3 Cohort 3 Application Priorities





Students perform at West Point School of Music, a second round R3 grantee, during the June 2024 R3 site visit.

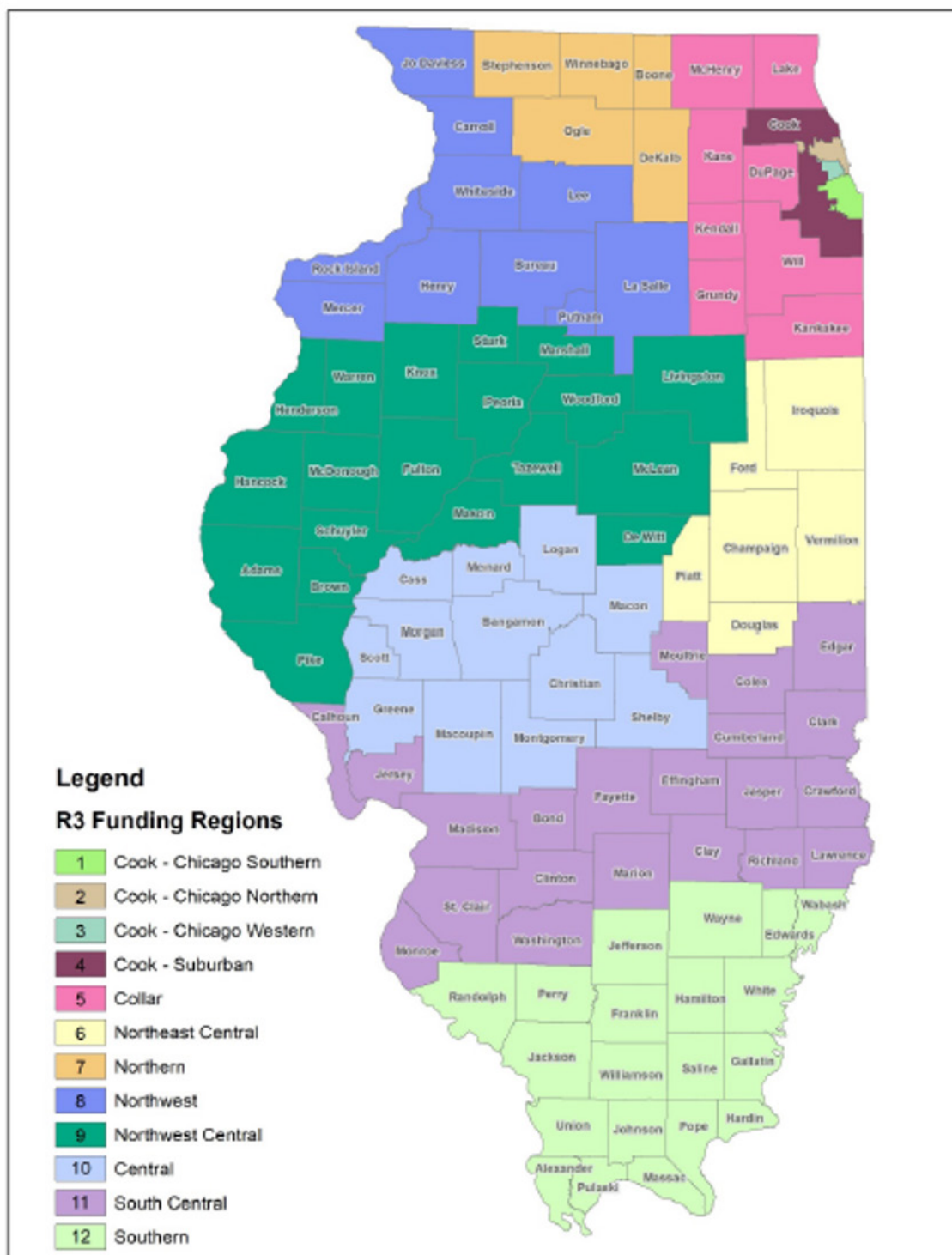
R3 Cohort 3 Single and Collaborative Organizations



	Submitted (n=575)	Recommended (n=89)
Single Organization	488	81
Collaborative	87	8

Total Organizations Represented by the Collaboratives
Submitted (n=87): 280
Recommended (n=8): 30

Appendix



R3 Program Cohort 1

NOFO Title	Grantee Organization	R3 Funding Region	Program Priorities	Initial Funding Amount	Y2 Extension Funding Amount	Y3 Extension Funding Amount	Total Funding Amount
Planning	1863FWD LLC	Cook-Chicago Southern	Violence Prevention, Re-entry Services	\$444,245	\$185,102	\$0	\$629,347
Planning	Black Oaks Foundation	Collar	Economic Development	\$38,285	\$15,952	\$0	\$54,237
Planning	Chicago Urban League	Cook-Chicago Southern	Economic Development	\$182,148	\$75,895	\$0	\$258,043
Planning	City of Kankakee	Collar	Economic Development, Youth Development, Violence Prevention, Re-entry Services	\$28,723	\$11,968	\$0	\$40,691
Planning	DuSable Museum of African American History	Cook-Chicago Southern	Economic Development, Re-entry Services	\$264,600	\$110,250	\$0	\$374,850
Planning	East Springfield Community Center Commission, Inc	Central	Youth Development	\$80,899	\$33,708	\$0	\$114,607
Planning	Family Resources, Inc.	Northwest	Youth Development, Violence Prevention	\$20,438	\$8,516	\$0	\$28,954
Planning	Garfield Park Community Council	Cook-Chicago Western	Violence Prevention	\$177,968	\$74,153	\$0	\$252,121
Planning	Girls in the Game NFP	Cook-Chicago Western	Violence Prevention	\$205,827	\$85,761	\$0	\$291,588
Planning	Illinois Association of Juvenile Justice Councils	South Central	Economic Development, Youth Development, Violence Prevention	\$86,442	\$36,018	\$0	\$122,460

Cohort 1 (continued)

NOFO Title	Grantee Organization	R3 Funding Region	Program Priorities	Initial Funding Amount	Y2 Extension Funding Amount	Y3 Extension Funding Amount	Total Funding Amount
Planning	Loyola University Chicago	Cook-Suburban	Economic Development, Youth Development	\$157,595	\$65,665	\$0	\$223,260
Planning	Madison, County of	South Central	Economic Development, Youth Development, Violence Prevention	\$92,291	\$38,455	\$0	\$130,746
Planning	Public Interest Law Initiative	Southern	Civil Legal Aid	\$29,805	\$12,419	\$0	\$42,224
Planning	The City of Springfield	Central	Economic Development	\$80,000	\$33,333	\$0	\$113,333
Planning	The Link & Option Center, Inc	Cook-Suburban	Youth Development, Civil Legal Aid, Re-entry Services	\$80,000	\$33,333	\$0	\$113,333
Planning	The Monroe Foundation	Cook-Suburban	Violence Prevention, Youth Development	\$220,189	\$91,745	\$0	\$311,934
Planning	Torito Arts NFP	Northern	Economic Development, Youth Development, Violence Prevention, Re-entry Services	\$79,723	\$33,218	\$0	\$112,941
Planning	United Way of Adams County, Inc	Northwest Central	Youth Development	\$25,000	\$10,417	\$0	\$35,417
Planning	Will County	Collar	Violence Prevention	\$151,697	\$63,207	\$0	\$214,904
Planning	Youth Network Council	Northern	Youth Development, Violence Prevention	\$79,758	\$33,233	\$0	\$112,991
Planning	City of Harrisburg	Southern	Economic Development	\$25,548	\$10,645	\$0	\$36,193

Cohort 1 (continued)

NOFO Title	Grantee Organization	R3 Funding Region	Program Priorities	Initial Funding Amount	Y2 Extension Funding Amount	Y3 Extension Funding Amount	Total Funding Amount
Planning	Key City Community Development Corporation	Collar	Economic Development	\$86,694	\$36,123	\$0	\$122,817
Service	Academic Development Institute	South Central	Economic Development, Youth Development, Violence Prevention	\$830,000	\$830,000	\$1,128,584	\$2,788,584
Service	Alternatives, INC	Cook-Chicago Southern	Youth Development	\$513,997	\$513,997	\$513,997	\$1,541,991
Service	Board of Education City of Peoria	Northwest Central	Violence Prevention, Youth Development, Civil Legal Aid, Economic Development	\$858,669	\$858,669	\$858,669	\$2,576,007
Service	Board of Trustees of the University of Illinois	Northeast Central	Youth Development, Violence Prevention	\$312,883	\$312,883	\$657,579	\$1,283,345
Service	Center for Community Academic Success Partnerships	Cook-Suburban	Youth Development, Violence Prevention	\$365,000	\$365,000	\$0	\$730,000
Service	Centers for New Horizons	Cook-Chicago Southern	Economic Development, Violence Prevention, Re-entry Services	\$1,952,403	\$1,952,403	\$1,952,403	\$5,857,209
Service	Chicago Torture Justice Center	Cook-Chicago Southern	Re-entry Services	\$231,169	\$231,169	\$231,169	\$693,507
Service	Chicago Urban League	Cook-Chicago Southern	Economic Development, Violence Prevention, Re-entry Services	\$1,911,570	\$1,911,570	\$1,911,570	\$5,734,710
Service	Chicago Urban League	Cook-Suburban	Economic Development, Youth Development	\$991,365	\$991,365	\$991,365	\$2,974,095

Cohort 1 (continued)

NOFO Title	Grantee Organization	R3 Funding Region	Program Priorities	Initial Funding Amount	Y2 Extension Funding Amount	Y3 Extension Funding Amount	Total Funding Amount
Service	Chicago Youth Boxing Club	Cook-Chicago Western	Youth Development, Violence Prevention	\$40,000	\$40,000	\$84,400	\$164,400
Service	Communities United	Cook-Chicago Northern	Civil Legal Aid	\$208,316	\$208,316	\$208,316	\$624,948
Service	Comprehensive community Solutions, Inc	Northern	Economic Development, Youth Development, Violence Prevention	\$399,813	\$399,813	\$938,753	\$1,738,379
Service	Cook, County of	Cook-Suburban	Economic Development, Youth Development, Violence Prevention, Re-entry Services, Civil Legal Aid	\$600,000	\$600,000	\$600,000	\$1,800,000
Service	Cornerstone Community Development Corporation, NFP	Cook-Suburban	Economic Development, Re-entry Services, Violence Prevention	\$250,000	\$250,000	\$505,910	\$1,005,910
Service	East Springfield Community Center Commission, Inc.	Central	Violence Prevention, Re-entry Services	\$728,093	\$728,093	\$1,228,093	\$2,684,279
Service	Emerald South Economic Development Collaborative	Cook-Chicago Southern	Economic Development, Youth Development, Violence Prevention	\$2,500,000	\$2,500,000	\$2,500,000	\$7,500,000
Service	Family Counseling Center, Inc.	Southern	Youth Development, Violence Prevention	\$253,906	\$253,906	\$424,712	\$932,524
Service	First Defense Legal Aid	Cook-Chicago Northern	Youth Development, Violence Prevention, Civil Legal Aid	\$82,682	\$82,682	\$82,682	\$248,046

Cohort 1 (continued)

NOFO Title	Grantee Organization	R3 Funding Region	Program Priorities	Initial Funding Amount	Y2 Extension Funding Amount	Y3 Extension Funding Amount	Total Funding Amount
Service	Gametime Life Skills Foundation	Collar	Economic Development, Youth Development, Violence Prevention, Civil Legal Aid	\$378,188	\$378,188	\$1,108,870	\$1,865,246
Service	Girl Scouts of Northern Illinois	Northern	Youth Development, Violence Prevention	\$249,345	\$249,345	\$431,265	\$929,955
Service	Hope Center Foundation	Cook-Chicago Southern	Youth Development	\$346,519	\$346,519	\$386,597	\$1,079,635
Service	Illinois Legal Aid Online	Central	Civil Legal Aid	\$32,874	\$32,874	\$63,198	\$128,946
Service	J. Blunt LLC	Cook-Chicago Western	Youth Development, Violence Prevention	\$94,707	\$94,707	\$0	\$189,414
Service	Kankakee School District 111	Collar	Violence Prevention, Civil Legal Aid, Economic Development, Youth Development	\$732,032	\$732,032	\$1,700,930	\$3,164,994
Service	KFACT (Keeping Families and Communities Together)	Northern	Youth Development	\$186,245	\$186,245	\$186,245	\$558,735
Service	Knotty Luxe, Inc.	Cook-Suburban	Civil Legal Aid, Re-entry Services, Youth Development, Economic Development	\$586,301	\$586,301	\$586,301	\$1,758,903
Service	Land of Lincoln Legal Aid, Inc.	Southern	Civil Legal Aid	\$57,640	\$57,640	\$57,640	\$172,920
Service	Land of Lincoln Legal Aid, Inc.	Central	Civil Legal Aid	\$114,918	\$114,918	\$406,914	\$636,750
Service	Land of Lincoln Legal Aid, Inc.	Northeast Central	Civil Legal Aid	\$57,486	\$57,486	\$196,698	\$311,670

Cohort 1 (continued)

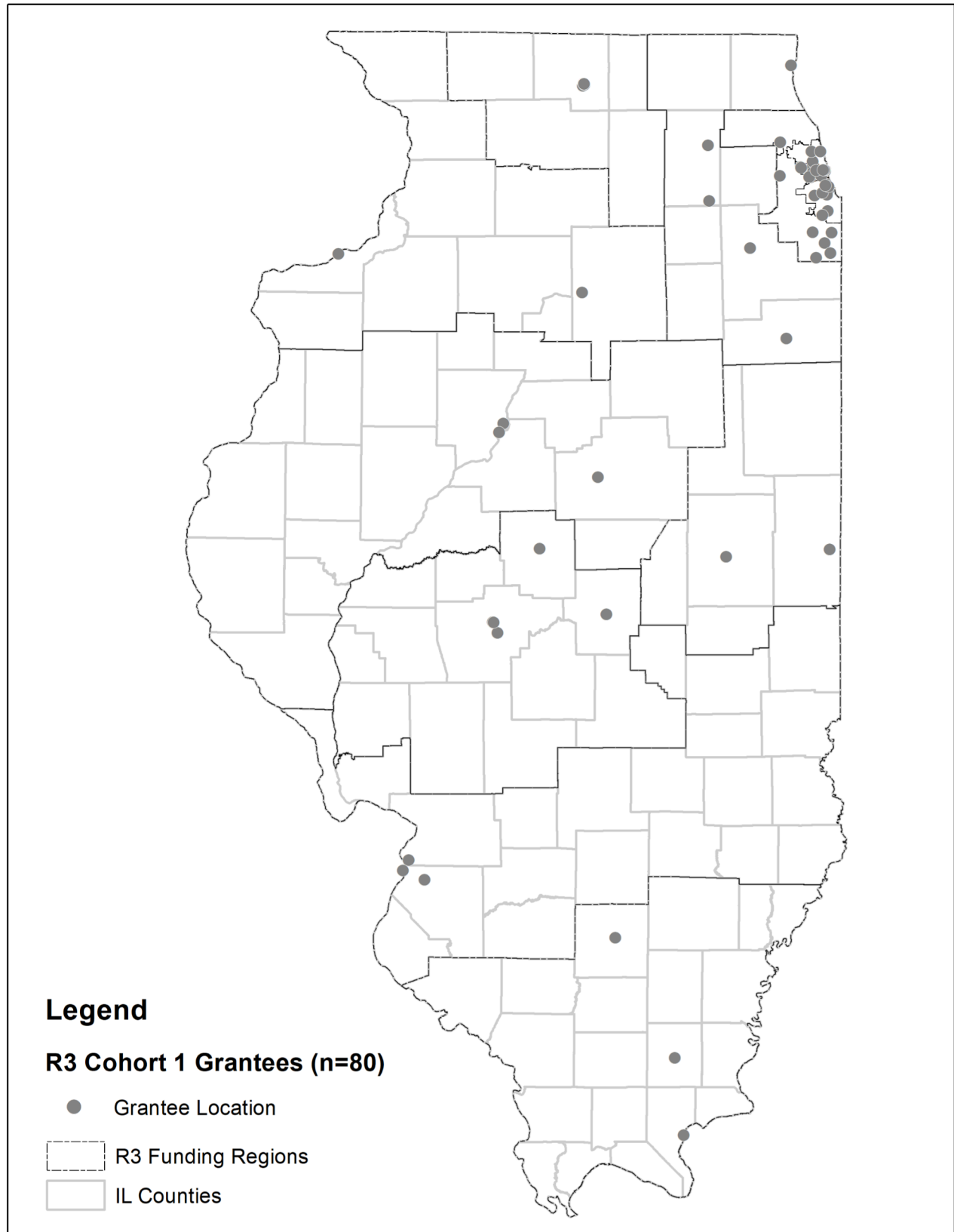
NOFO Title	Grantee Organization	R3 Funding Region	Program Priorities	Initial Funding Amount	Y2 Extension Funding Amount	Y3 Extension Funding Amount	Total Funding Amount
Service	Law and the Fam LLC	Cook-Chicago Western	Economic Development, Youth Development, Violence Prevention, Re-entry Services, Civil Legal Aid	\$838,890	\$838,890	\$838,890	\$2,516,670
Service	Lawndale Christian Development Corporation	Cook-Chicago Western	Economic Development, Re-entry Services	\$134,292	\$134,292	\$134,292	\$402,876
Service	Local Initiatives Support Corporation	Cook-Chicago Northern	Economic Development	\$501,267	\$501,267	\$501,267	\$1,503,801
Service	Lutheran Social Services of Illinois	Southern	Re-entry Services	\$228,702	\$228,702	\$228,702	\$686,106
Service	Macon County CASA, NFP	Central	Youth Development, Violence Prevention	\$60,212	\$60,212	\$130,880	\$251,304
Service	Martin Luther King Jr. Community Center	Northwest	Youth Development, Economic Development	\$245,577	\$245,577	\$245,577	\$736,731
Service	Metropolitan Family Services	Cook-Suburban	Economic Development, Violence Prevention Services	\$1,169,729	\$1,169,729	\$1,169,729	\$3,509,187
Service	National Association for the Advancement of Colored People Chicago Westside	Cook-Chicago Western	Economic Development, Youth Development, Violence Prevention, Re-entry Services	\$1,816,615	\$1,816,615	\$3,169,735	\$6,802,965
Service	NDICA Illinois	Cook-Suburban	Youth Development, Economic Development	\$369,625	\$369,625	\$510,339	\$1,249,589
Service	Northern Illinois Recovery Community Organization	Collar	Re-entry Services	\$225,000	\$225,000	\$361,800	\$811,800

Cohort 1 (continued)

NOFO Title	Grantee Organization	R3 Funding Region	Program Priorities	Initial Funding Amount	Y2 Extension Funding Amount	Y3 Extension Funding Amount	Total Funding Amount
Service	Perfectly Flawed Foundation	Northwest	Youth Development, Violence Prevention	\$91,069	\$91,069	\$91,069	\$273,207
Service	Phalanx Family Services	Cook-Chicago Southern	Youth Development, Violence Prevention, Re-entry Services	\$483,013	\$451,398	\$581,398	\$1,515,809
Service	Prairie State Legal Services Inc	Northwest	Civil Legal Aid	\$154,508	\$154,508	\$154,508	\$463,524
Service	Prairie State Legal Services Inc	Northwest Central	Civil Legal Aid	\$216,576	\$216,576	\$271,086	\$704,238
Service	Prairie State Legal Services Inc	Collar	Civil Legal Aid	\$531,675	\$531,675	\$531,675	\$1,595,025
Service	Prairie State Legal Services Inc	Northern	Civil Legal Aid	\$193,085	\$193,085	\$193,085	\$579,255
Service	Project Oz	Northwest Central	Youth Development, Violence Prevention	\$201,344	\$201,344	\$413,108	\$815,796
Service	Safer Foundation	Cook-Chicago Northern	Economic Development, Violence Prevention, Re-entry Services, Civil Legal Aid	\$809,000	\$809,000	\$809,000	\$2,427,000
Service	Sherrod's Independent Mentoring Program, Inc.	Central	Youth Development, Violence Prevention, Re-entry Services	\$100,387	\$100,387	\$642,327	\$843,101
Service	Springfield Urban League Inc.	Central	Economic Development, Youth Development	\$419,702	\$419,702	\$419,702	\$1,259,106
Service	St. Leonard's Ministries	Cook-Chicago Southern	Economic Development, Re-entry Services	\$111,877	\$111,877	\$111,877	\$335,631
Service	Teague International Corp	Northeast Central	Economic Development	\$255,401	\$255,401	\$486,943	\$997,745

Cohort 1 (continued)

NOFO Title	Grantee Organization	R3 Funding Region	Program Priorities	Initial Funding Amount	Y2 Extension Funding Amount	Y3 Extension Funding Amount	Total Funding Amount
Service	The Children's Place Association	Cook-Chicago Western	Economic Development, Youth Development, Violence Prevention	\$553,237	\$553,237	\$595,447	\$1,701,921
Service	The City of Rockford	Northern	Youth Development, Violence Prevention	\$520,790	\$520,790	\$520,790	\$1,562,370
Service	Tri-County Urban League, Inc.	Northwest Central	Economic Development, Youth Development	\$440,747	\$440,747	\$406,612	\$1,288,106
Service	United Way of Greater St. Louis, Inc.	South Central	Economic Development, Youth Development, Violence Prevention	\$829,240	\$829,240	\$960,960	\$2,619,440
Service	Will County	Collar	Violence Prevention, Youth Development, Civil Legal Aid Economic Development	\$881,700	\$881,700	\$881,700	\$2,645,100
Service	YMCA of Rock River Valley	Northern	Youth Development	\$86,357	\$86,357	\$86,357	\$259,071
Service	St. Leonard's Ministries	Cook-Chicago Western	Economic Development, Re-entry Services	\$227,143	\$227,143	\$714,851	\$1,169,137



R3 Program Cohort 2

NOFO Title	Grantee Organization	R3 Funding Region	Program Priorities	Initial Funding Amount	Extension Funding Amount	Total Funding Amount
2378 R3 – Service Delivery	A Knock At Midnight, NFP	Cook, Chicago Southern	Youth Development	\$650,000	\$1,300,000	\$1,950,000
2378 R3 – Service Delivery	Artists Reenvisioning Tomorrow Inc	Northwest Central	Economic Development, Violence Prevention, Youth Development	\$600,000	\$1,200,000	\$1,800,000
2378 R3 – Service Delivery	City of Springfield	Central	Economic Development, Youth Development	\$260,033	\$520,066	\$780,099
2378 R3 – Service Delivery	Association for Individual Development	Collar	Re-entry	\$490,820	\$981,640	\$1,472,460
2378 R3 – Service Delivery	Aurora Area Interfaith Food Pantry	Collar	Violence Prevention, Youth Development	\$250,000	\$500,000	\$750,000
2378 R3 – Service Delivery	A Safe Haven Foundation	Cook, Chicago Western	Economic Development, Re-entry	\$659,390	\$1,318,781	\$1,978,171
2378 R3 – Service Delivery	Champaign County Christian Health Center	Northeast Central	Economic Development	\$150,000	\$300,000	\$450,000
2378 R3 – Service Delivery	Bethel New Life Foundation - dba West Side Forward	Cook, Chicago Western	Economic Development, Re-entry	\$317,168	\$634,336	\$951,504
2378 R3 – Service Delivery	C.L.I.C.K. Services NFP	Cook, Suburban	Re-entry, Violence Prevention	\$497,954	\$995,909	\$1,493,863
2378 R3 – Service Delivery	National Youth Advocate Program, Inc.	Northern	Re-entry, Violence Prevention, Youth Development	\$256,051	\$512,103	\$768,154
2378 R3 – Service Delivery	Chicago Workers' Collaborative NFP	Collar	Civil Legal Aid	\$893,870	\$1,787,740	\$2,681,610

Cohort 2 (continued)

NOFO Title	Grantee Organization	R3 Funding Region	Program Priorities	Initial Funding Amount	Extension Funding Amount	Total Funding Amount
2378 R3 – Service Delivery	Bella Ease	Northwest Central	Violence Prevention, Youth Development	\$200,000	\$400,000	\$600,000
2378 R3 – Service Delivery	Bridge to Freedom	Cook, Chicago Western	Re-entry	\$205,000	\$410,000	\$615,000
2378 R3 – Service Delivery	Discouraging Factor Group	Collar	Youth Development	\$300,000	\$600,000	\$900,000
2378 R3 – Service Delivery	BUILD, Inc.	Cook, Chicago Western	Violence Prevention, Youth Development	\$653,457	\$1,306,914	\$1,960,371
2378 R3 – Service Delivery	Gametime Batting Club LLC	Collar	Economic Development, Youth Development	\$490,000	\$980,000	\$1,470,000
2378 R3 – Service Delivery	Healthcare Alternative Systems, Inc	Cook, Suburban	Re-entry	\$332,134	\$664,268	\$996,402
2378 R3 – Service Delivery	Greater Waukegan Development Coalition	Collar	Economic Development	\$404,875	\$809,750	\$1,214,625
2378 R3 – Service Delivery	College Mentoring Experience	Cook, Chicago Western	Youth Development	\$150,000	\$300,000	\$450,000
2378 R3 – Service Delivery	A Just Harvest	Cook, Chicago Northern	Economic Development, Violence Prevention	\$577,000	\$1,154,000	\$1,731,000
2378 R3 – Service Delivery	J & P Consulting Group LLC	Cook, Suburban	Economic Development	\$661,199	\$1,322,398	\$1,983,597
2378 R3 – Service Delivery	Clipped Wing Global Initiative	Northwest Central	Violence Prevention, Youth Development	\$91,755	\$183,510	\$275,265
2378 R3 – Service Delivery	CHM Bible Theatre Productions, Inc.	Northeast Central	Youth Development	\$95,000	\$190,000	\$285,000

Cohort 2 (continued)

NOFO Title	Grantee Organization	R3 Funding Region	Program Priorities	Initial Funding Amount	Extension Funding Amount	Total Funding Amount
2378 R3 – Service Delivery	Lifehouse Recovery Organization	Cook, Suburban	Civil Legal Aid, Economic Development, Re-entry, Violence Prevention	\$1,498,486	\$2,996,972	\$4,495,458
2378 R3 – Service Delivery	Centro Romero	Cook, Chicago Northern	Youth Development	\$162,268	\$324,535	\$486,803
2378 R3 – Service Delivery	Macon County	Central	Re-entry, Violence Prevention, Youth Development	\$243,531	\$487,062	\$730,593
2378 R3 – Service Delivery	Nami Metro-suburban, Inc.	Cook, Suburban	Economic Development, Youth Development	\$314,857	\$629,714	\$944,571
2378 R3 – Service Delivery	Dispute Resolution Institute, Inc.	Northeast Central	Violence Prevention	\$149,797	\$299,595	\$449,392
2378 R3 – Service Delivery	Girls Inc. of Chicago	Cook, Chicago Southern	Youth Development	\$285,860	\$571,721	\$857,581
2378 R3 – Service Delivery	Centro San Bonifacio	Cook, Chicago Northern	Violence Prevention, Youth Development	\$418,670	\$837,340	\$1,256,010
2378 R3 – Service Delivery	GRO Community	Cook, Chicago Southern	Re-entry	\$283,263	\$566,526	\$849,789
2378 R3 – Service Delivery	Friends of the Children - Chicago	Cook, Chicago Western	Youth Development	\$373,803	\$747,607	\$1,121,410
2378 R3 – Service Delivery	Heaven's View Community Development Corp	Cook, Chicago Southern	Economic Development, Re-entry, Violence Prevention	\$1,431,952	\$2,863,904	\$4,295,856
2378 R3 – Service Delivery	Gardeneers	Cook, Chicago Western	Youth Development	\$123,182	\$246,364	\$369,546

Cohort 2 (continued)

NOFO Title	Grantee Organization	R3 Funding Region	Program Priorities	Initial Funding Amount	Extension Funding Amount	Total Funding Amount
2378 R3 – Service Delivery	Mrs. K Community Center	Central	Economic Development, Re-entry	\$519,766	\$1,039,532	\$1,559,298
2378 R3 – Service Delivery	CGG Law Partners LLC	Cook, Chicago Northern	Civil Legal Aid	\$287,788	\$575,575	\$863,363
2378 R3 – Service Delivery	Illinois Equity Staffing LLC	Cook, Chicago Southern	Civil Legal Aid, Economic Development, Re-entry	\$1,454,944	\$2,909,887	\$4,364,831
2378 R3 – Service Delivery	Board of Trustees of Western Illinois University	Southern	Economic Development	\$183,609	\$367,218	\$550,827
2378 R3 – Service Delivery	Braveheart Children's Advocacy Center	Northwest	Youth Development	\$110,448	\$220,896	\$331,344
2378 R3 – Service Delivery	Gametime Batting Club LLC	Northwest Central	Economic Development, Youth Development	\$305,000	\$610,000	\$915,000
2378 R3 – Service Delivery	Illinois Prison Project	Cook, Chicago Southern	Civil Legal Aid, Re-entry	\$1,431,000	\$2,862,000	\$4,293,000
2378 R3 – Service Delivery	Chinese Mutual Aid Association	Cook, Chicago Northern	Youth Development	\$94,293	\$188,586	\$282,879
2378 R3 – Service Delivery	Rockford Promise	Northern	Economic Development, Violence Prevention, Youth Development	\$395,134	\$790,269	\$1,185,403
2378 R3 – Service Delivery	Rockford Regional Hispanic Chamber of Commerce	Northern	Economic Development, Youth Development	\$144,474	\$288,948	\$433,422
2378 R3 – Service Delivery	James Thompson	Cook, Chicago Western	Civil Legal Aid	\$1,110,575	\$2,221,151	\$3,331,726

Cohort 2 (continued)

NOFO Title	Grantee Organization	R3 Funding Region	Program Priorities	Initial Funding Amount	Extension Funding Amount	Total Funding Amount
2378 R3 – Service Delivery	Gametime Batting Club LLC	Cook, Chicago Northern	Civil Legal Aid	\$285,000	\$570,000	\$855,000
2378 R3 – Service Delivery	North Chicago CUSD 187	Collar	Youth Development	\$112,948	\$225,895	\$338,843
2378 R3 – Service Delivery	OAI, Inc.	Cook, Suburban	Economic Development, Re-entry	\$365,990	\$731,981	\$1,097,971
2378 R3 – Service Delivery	National Youth Advocate Program, Inc.	Central	Re-entry, Violence Prevention, Youth Development	\$259,941	\$519,883	\$779,824
2378 R3 – Service Delivery	Ladies of Virtue	Cook, Chicago Southern	Violence Prevention, Youth Development	\$102,003	\$204,007	\$306,010
2378 R3 – Service Delivery	Life Impacters Foundation	Cook, Chicago Western	Economic Development, Re-entry	\$464,541	\$929,082	\$1,393,623
2378 R3 – Service Delivery	Men & Women in Prison Min	Cook, Chicago Western	Re-entry	\$306,821	\$613,642	\$920,463
2378 R3 – Service Delivery	Faith in Place	Northeast Central	Youth Development	\$37,579	\$75,157	\$112,736
2378 R3 – Service Delivery	Cairo School District #1	Southern	Civil Legal Aid, Economic Development, Re-entry, Violence Prevention, Youth Development	\$96,473	\$192,946	\$289,419
2378 R3 – Service Delivery	Carbondale United	Southern	Violence Prevention, Youth Development	\$192,946	\$385,892	\$578,838
2378 R3 – Service Delivery	Family Advocacy Services NFP	Southern	Violence Prevention, Youth Development	\$192,946	\$385,892	\$578,838

Cohort 2 (continued)

NOFO Title	Grantee Organization	R3 Funding Region	Program Priorities	Initial Funding Amount	Extension Funding Amount	Total Funding Amount
2378 R3 – Service Delivery	Planet Focus, Inc.	Southern	Economic Development, Re-entry, Youth Development	\$96,473	\$192,946	\$289,419
2378 R3 – Service Delivery	Joe W. Roberts Youth Club	South Central	Violence Prevention, Youth Development	\$316,889	\$633,778	\$950,667
2378 R3 – Service Delivery	Musical Arts Insitute	Cook, Chicago Southern	Youth Development	\$150,000	\$300,000	\$450,000
2378 R3 – Service Delivery	Land of Lincoln Legal Aid, Inc.	South Central	Civil Legal Aid	\$294,991	\$589,982	\$884,973
2378 R3 – Service Delivery	Howard Area Community Center	Cook, Chicago Northern	Economic Development, Re-entry	\$200,000	\$400,000	\$600,000
2378 R3 – Service Delivery	Neighborhood Housing Services of Chicago, Inc.	Cook, Chicago Southern	Civil Legal Aid, Economic Development, Violence Prevention	\$902,416	\$1,804,832	\$2,707,248
2378 R3 – Service Delivery	Options For Youth	Cook, Chicago Western	Violence Prevention, Youth Development	\$112,800	\$225,600	\$338,400
2378 R3 – Service Delivery	Gametime Batting Club LLC	Northwest	Economic Development, Youth Development	\$87,706	\$175,412	\$263,118
2378 R3 – Service Delivery	MAC Institute of Beauty LLC	South Central	Economic Development, Re-entry, Youth Development	\$176,475	\$352,950	\$529,425
2378 R3 – Service Delivery	Sangamon County, Illinois	Central	Violence Prevention, Youth Development	\$93,213	\$186,426	\$279,639
2378 R3 – Service Delivery	Heaven's View Community Development Corp	Northwest Central	Economic Development, Re-entry, Violence Prevention, Youth Development	\$613,334	\$1,226,668	\$1,840,002

Cohort 2 (continued)

NOFO Title	Grantee Organization	R3 Funding Region	Program Priorities	Initial Funding Amount	Extension Funding Amount	Total Funding Amount
2378 R3 – Service Delivery	Resilience Partners NFP	Cook, Chicago Southern	Economic Development	\$1,500,000	\$3,000,000	\$4,500,000
2378 R3 – Service Delivery	Paris Union School District 95	South Central	Violence Prevention, Youth Development	\$149,933	\$299,865	\$449,798
2378 R3 – Service Delivery	Proviso-Leyden Council for Community Action, Inc.	Cook, Suburban	Civil Legal Aid, Economic Development, Re-entry, Violence Prevention, Youth Development	\$767,635	\$1,535,270	\$2,302,905
2378 R3 – Service Delivery	Real Love Ministries	Collar	Re-entry, Violence Prevention, Youth Development	\$150,000	\$300,000	\$450,000
2378 R3 – Service Delivery	SGA Youth & Family S	Collar	Violence Prevention, Youth Development	\$488,789	\$977,578	\$1,466,367
2378 R3 – Service Delivery	SkyWalker Outreach Services Inc.	Central	Violence Prevention, Youth Development	\$258,597	\$517,194	\$775,791
2378 R3 – Service Delivery	Spero Family Services	South Central	Youth Development	\$278,480	\$556,959	\$835,439
2378 R3 – Service Delivery	National Youth Advocate Program, Inc.	Northwest Central	Re-entry, Violence Prevention, Youth Development	\$306,016	\$480,658	\$786,674
2378 R3 – Service Delivery	Teens Against Killing Everywhere	South Central	Economic Development, Re-entry, Violence Prevention	\$593,300	\$1,186,600	\$1,779,900
2378 R3 – Service Delivery	The Community Works Inc. NFP	Collar	Economic Development, Youth Development	\$747,770	\$1,495,540	\$2,243,310
2378 R3 – Service Delivery	The Incspot LTD	Central	Economic Development	\$121,010	\$242,020	\$363,030

Cohort 2 (continued)

NOFO Title	Grantee Organization	R3 Funding Region	Program Priorities	Initial Funding Amount	Extension Funding Amount	Total Funding Amount
2378 R3 – Service Delivery	The Springfield Project	Central	Economic Development, Re-entry	\$519,686	\$1,039,371	\$1,559,057
2378 R3 – Service Delivery	UMMA Urban Muslim Minority Alliance	Collar	Economic Development	\$118,733	\$237,466	\$356,199
2378 R3 – Service Delivery	ONE Northside	Cook, Chicago Northern	Violence Prevention	\$265,010	\$530,019	\$795,029
2378 R3 – Service Delivery	The Corporate Breakup, LLC.	Cook, Chicago Southern	Economic Development, Youth Development	\$1,378,427	\$2,756,854	\$4,135,281
2378 R3 – Service Delivery	Puerto Rican Cultural Center	Cook, Chicago Northern	Civil Legal Aid, Violence Prevention, Youth Development	\$282,288	\$564,575	\$846,863
2378 R3 – Service Delivery	The 1937 Foundation	Cook, Suburban	Economic Development, Re-entry, Violence Prevention	\$773,575	\$1,547,150	\$2,320,725
2378 R3 – Service Delivery	National Youth Advocate Program, Inc.	Northeast Central	Re-entry, Violence Prevention, Youth Development	\$111,745	\$354,862	\$466,607
2378 R3 – Service Delivery	United African Organization	Cook, Chicago Southern	Civil Legal Aid, Economic Development, Youth Development	\$450,000	\$900,000	\$1,350,000
2378 R3 – Service Delivery	Total Life Centers	Northwest Central	Violence Prevention, Youth Development	\$306,667	\$613,334	\$920,001
2378 R3 – Service Delivery	Thee Chef Maria LLC	Cook, Suburban	Economic Development, Violence Prevention	\$752,240	\$1,504,479	\$2,256,719
2378 R3 – Service Delivery	Truth NFP	South Central	Economic Development, Re-entry, Violence Prevention, Youth Development	\$296,650	\$593,300	\$889,950

Cohort 2 (continued)

NOFO Title	Grantee Organization	R3 Funding Region	Program Priorities	Initial Funding Amount	Extension Funding Amount	Total Funding Amount
2378 R3 – Service Delivery	Gametime Life Skills Foundation	Northwest	Economic Development, Youth Development	\$175,000	\$350,000	\$525,000
2378 R3 – Service Delivery	STEP Recovery Center	Northeast Central	Civil Legal Aid, Economic Development, Re-entry, Violence Prevention, Youth Development	\$212,001	\$424,002	\$636,003
2378 R3 – Service Delivery	Project NOW, Inc.	Northwest	Re-entry	\$129,050	\$258,100	\$387,150
2378 R3 – Service Delivery	Walter Mendenhall Inc. NFP DBA Male Mogul Initiative Inc. NFP	Cook, Chicago Southern	Economic Development, Re-entry, Violence Prevention, Youth Development	\$75,000	\$150,000	\$225,000
2378 R3 – Service Delivery	West Point School of Music	Cook, Chicago Southern	Economic Development, Youth Development	\$500,000	\$1,000,000	\$1,500,000
2378 R3 – Service Delivery	Un Nuevo Despertar A New Awakening NFP	Cook, Suburban	Civil Legal Aid, Economic Development, Violence Prevention	\$75,400	\$150,800	\$226,200
2378 R3 – Service Delivery	Sankofa Safe Child Initiative	Cook, Chicago Western	Re-entry, Violence Prevention	\$138,818	\$277,636	\$416,454
2378 R3 – Service Delivery	Women in Need Recovery	Cook, Chicago Southern	Economic Development, Re-entry	\$1,499,948	\$2,999,896	\$4,499,844
2378 R3 – Service Delivery	VOICES of Stephenson County	Northern	Civil Legal Aid, Violence Prevention, Youth Development	\$115,166	\$230,332	\$345,498
2378 R3 – Service Delivery	Urbana School District 116	Northeast Central	Violence Prevention, Youth Development	\$111,745	\$223,489	\$335,234

Cohort 2 (continued)

NOFO Title	Grantee Organization	R3 Funding Region	Program Priorities	Initial Funding Amount	Extension Funding Amount	Total Funding Amount
2378 R3 – Service Delivery	Two Five Three Two Corp NFP	Cook, Chicago Western	Economic Development, Violence Prevention, Youth Development	\$654,147	\$1,308,293	\$1,962,440
2378 R3 – Service Delivery	Zion West Enterprise NFP	Northern	Economic Development, Re-entry, Violence Prevention, Youth Development	\$373,780	\$747,560	\$1,121,340
2378 R3 – Service Delivery	YWCA McLean County	Northwest Central	Re-entry	\$282,601	\$565,202	\$847,803
2378 R3 – Planning & Capacity Building	Alpha and Omega Foundation	Cook, Suburban	Youth Development	\$85,000	\$170,000	\$255,000
2378 R3 – Planning & Capacity Building	ADV & SAS	Northwest	Violence Prevention	\$30,944	\$61,887	\$92,831
2378 R3 – Planning & Capacity Building	Cook County	Cook, Suburban	Re-entry, Violence Prevention, Youth Development	\$85,893	\$171,786	\$257,679
2378 R3 – Planning & Capacity Building	Beyond the Ball NFP	Cook, Chicago Western	Violence Prevention, Youth Development	\$49,000	\$98,000	\$147,000
2378 R3 – Planning & Capacity Building	Board of Trustees of the University of Illinois (University of Illinois at Urbana-Champaign)	Southern	Violence Prevention, Youth Development	\$50,000	\$100,000	\$150,000
2378 R3 – Planning & Capacity Building	Connecting RJ Communities LLC	Cook, Chicago Southern	Re-entry, Violence Prevention, Youth Development	\$100,000	\$200,000	\$300,000

Cohort 2 (continued)

NOFO Title	Grantee Organization	R3 Funding Region	Program Priorities	Initial Funding Amount	Extension Funding Amount	Total Funding Amount
2378 R3 – Planning & Capacity Building	ConTextos, NFP	Cook, Chicago Southern	Re-entry, Youth Development	\$305,137	\$610,275	\$915,412
2378 R3 – Planning & Capacity Building	Faith Coalition for the Common Good, Inc	Central	Economic Development, Re-entry, Violence Prevention, Youth Development	\$57,785	\$115,570	\$173,355
2378 R3 – Planning & Capacity Building	CHM Bible Theatre Productions, Inc.	Northeast Central	Youth Development	\$50,000	\$100,000	\$150,000
2378 R3 – Planning & Capacity Building	Rockford Area Arts Council	Northern	Economic Development	\$56,900	\$113,800	\$170,700
2378 R3 – Planning & Capacity Building	Illinois Association of Juvenile Justice Councils	Central	Economic Development, Violence Prevention, Youth Development	\$57,785	\$115,570	\$173,355
2378 R3 – Planning & Capacity Building	Kankakee County Renewed Opportunity	Collar	Re-entry	\$107,526	\$215,052	\$322,578
2378 R3 – Planning & Capacity Building	Community Education Network	Cook, Chicago Western	Violence Prevention, Youth Development	\$124,448	\$248,897	\$373,345
2378 R3 – Planning & Capacity Building	Next Move	Cook, Suburban	Economic Development	\$165,228	\$330,456	\$495,684
2378 R3 – Planning & Capacity Building	Gametime Batting Club LLC	Northwest Central	Economic Development, Youth Development	\$50,000	\$100,000	\$150,000

Cohort 2 (continued)

NOFO Title	Grantee Organization	R3 Funding Region	Program Priorities	Initial Funding Amount	Extension Funding Amount	Total Funding Amount
2378 R3 – Planning & Capacity Building	CGG Law Partners LLC	Cook, Chicago Northern	Civil Legal Aid	\$49,968	\$99,936	\$149,904
2378 R3 – Planning & Capacity Building	New Day Employment Network	Collar	Re-entry	\$101,860	\$203,720	\$305,580
2378 R3 – Planning & Capacity Building	Genesis Garden	Northwest Central	Economic Development, Re-entry	\$40,834	\$81,667	\$122,501
2378 R3 – Planning & Capacity Building	Nicasa	Collar	Re-entry, Violence Prevention	\$52,750	\$105,500	\$158,250
2378 R3 – Planning & Capacity Building	Habilitative Systems, Inc.	Cook, Chicago Western	Civil Legal Aid, Economic Development, Re-entry, Violence Prevention, Youth Development	\$73,500	\$147,000	\$220,500
2378 R3 – Planning & Capacity Building	Just Equality Systems for Us (JESUS Organization)	Cook, Chicago Southern	Economic Development, Re-entry, Violence Prevention, Youth Development	\$159,106	\$318,212	\$477,318
2378 R3 – Planning & Capacity Building	Lifescore Foundation	Cook, Chicago Southern	Economic Development, Re-entry, Youth Development	\$158,718	\$317,437	\$476,155
2378 R3 – Planning & Capacity Building	New Covenant CDC	Cook, Chicago Western	Violence Prevention	\$75,000	\$150,000	\$225,000

Cohort 2 (continued)

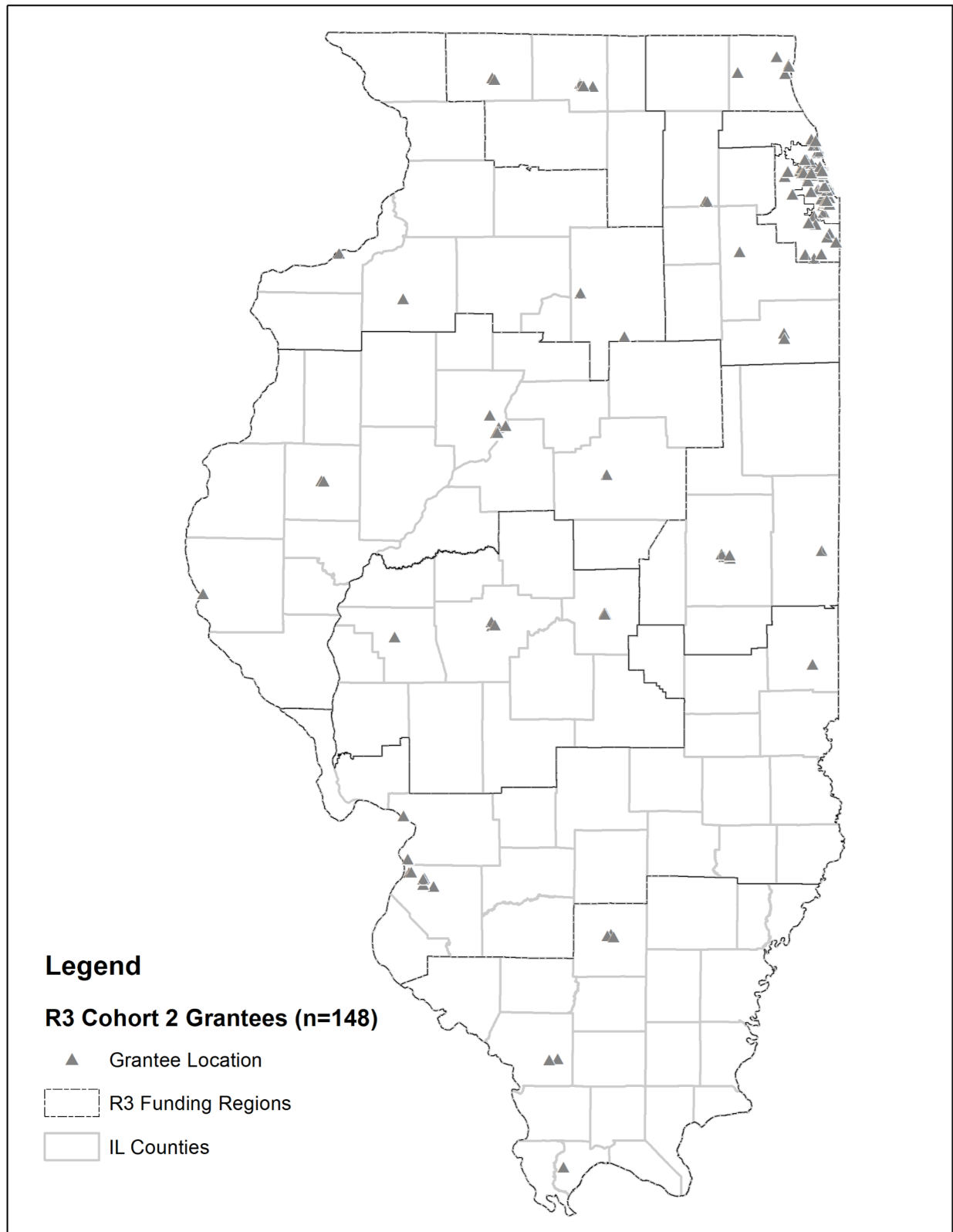
NOFO Title	Grantee Organization	R3 Funding Region	Program Priorities	Initial Funding Amount	Extension Funding Amount	Total Funding Amount
2378 R3 – Planning & Capacity Building	New Directions of Jacksonville IL Inc	Central	Civil Legal Aid, Economic Development, Re-entry, Violence Prevention, Youth Development	\$57,785	\$115,570	\$173,355
2378 R3 – Planning & Capacity Building	Hermosa Neighborhood Association	Cook, Chicago Northern	Economic Development, Violence Prevention, Youth Development	\$64,206	\$128,412	\$192,618
2378 R3 – Planning & Capacity Building	Legacy Barber College Inc	Cook, Chicago Northern	Re-entry	\$64,206	\$128,412	\$192,618
2378 R3 – Planning & Capacity Building	Phalanx Family Services	Cook, Chicago Southern	Re-entry, Violence Prevention, Youth Development	\$158,528	\$317,055	\$475,583
2378 R3 – Planning & Capacity Building	Northern Illinois Recovery Community Organization (NIRCO)	Collar	Re-entry, Violence Prevention	\$109,071	\$218,142	\$327,213
2378 R3 – Planning & Capacity Building	Project SYNCERE	Cook, Chicago Southern	Youth Development	\$55,900	\$111,800	\$167,700
2378 R3 – Planning & Capacity Building	Mt. Sinai Development Corporation	South Central	Economic Development	\$65,922	\$131,844	\$197,766
2378 R3 – Planning & Capacity Building	House of Hope Peoria. INC	Northwest Central	Violence Prevention	\$50,000	\$100,000	\$150,000
2378 R3 – Planning & Capacity Building	Romes Joy Catering Inc	Cook, Chicago Southern	Economic Development	\$296,457	\$592,913	\$889,370

Cohort 2 (continued)

NOFO Title	Grantee Organization	R3 Funding Region	Program Priorities	Initial Funding Amount	Extension Funding Amount	Total Funding Amount
2378 R3 – Planning & Capacity Building	Nannie M Johnson Community Center	Northwest Central	Civil Legal Aid, Economic Development, Re-entry, Violence Prevention, Youth Development	\$68,148	\$136,296	\$204,444
2378 R3 – Planning & Capacity Building	Physiohealth PLLC	Cook, Chicago Western	Economic Development, Re-entry, Violence Prevention, Youth Development	\$73,510	\$147,019	\$220,529
2378 R3 – Planning & Capacity Building	Respond Now	Cook, Suburban	Re-entry	\$171,906	\$343,812	\$515,718
2378 R3 – Planning & Capacity Building	Taufe-hue Private Capital LLC	Cook, Suburban	Economic Development, Youth Development	\$85,893	\$171,786	\$257,679
2378 R3 – Planning & Capacity Building	Planet Focus, Inc.	Southern	Economic Development	\$50,000	\$100,000	\$150,000
2378 R3 – Planning & Capacity Building	United Way of Northwest Illinois	Northern	Violence Prevention, Youth Development	\$56,970	\$113,940	\$170,910
2378 R3 – Planning & Capacity Building	Tidy Butler Corporation	South Central	Economic Development, Re-entry	\$50,000	\$100,000	\$150,000
2378 R3 – Planning & Capacity Building	Gametime Batting Club LLC	Northwest	Economic Development	\$50,000	\$100,000	\$150,000
2378 R3 – Planning & Capacity Building	Spero Family Services	Southern	Youth Development	\$50,000	\$100,000	\$150,000

Cohort 2 (continued)

NOFO Title	Grantee Organization	R3 Funding Region	Program Priorities	Initial Funding Amount	Extension Funding Amount	Total Funding Amount
2378 R3 – Planning & Capacity Building	United Congregations of Metro East	South Central	Civil Legal Aid, Economic Development, Re-entry, Violence Prevention, Youth Development	\$100,000	\$200,000	\$300,000
2378 R3 – Planning & Capacity Building	The West Side Justice Center, Inc.	Cook, Chicago Western	Civil Legal Aid	\$73,510	\$147,020	\$220,530
2378 R3 – Planning & Capacity Building	Tri-County Urban League	Northwest Central	Economic Development, Re-entry	\$68,148	\$136,296	\$204,444
2378 R3 – Planning & Capacity Building	Urbana School District 116	Northeast Central	Violence Prevention, Youth Development	\$36,000	\$72,000	\$108,000
2378 R3 – Planning & Capacity Building	YWCA Southwestern Illinois	South Central	Violence Prevention, Youth Development	\$65,922	\$131,844	\$197,766



R3 Program Cohort 3

Applicant Organization	R3 Funding Region	Program Priorities	Award Amount
Land of Lincoln Legal Aid, Inc.	Central	Civil Legal Aid	\$216,189.00
Lincoln Economic Advancement & Development, Inc.	Central	Economic Development	\$105,964.00
Northeast Community Fund	Central	Civil Legal Aid, Economic Development, Violence Prevention	\$216,189.00
The Foundation Academy, LLC	Central	Economic Development, Youth Development	\$300,000.00
Boys & Girls Club of Lake County	Collar	Youth Development	\$418,150.00
Chicago Arts Partnerships in Education	Collar	Youth Development	\$379,652.00
Family First Center of Lake County	Collar	Violence Prevention, Youth Development	\$419,305.00
Home Away from Home Youth Development and Re-entry INC NFP	Collar	Economic Development, Re-entry, Violence Prevention, Youth Development	\$410,000.00
Illinois Youth & Family Services	Collar	Violence Prevention, Youth Development	\$838,610.00
Inspire Youth & Family Services INC.	Collar	Youth Development	\$458,138.00
Kankakee County State's Attorney's Office	Collar	Economic Development, Violence Prevention, Youth Development	\$409,860.00
Northern Illinois Recovery Community Organization (NIRCO)	Collar	Re-entry, Youth Development	\$400,000.00
BUILD, Inc.	Cook, Chicago Northern	Violence Prevention	\$214,398.00
Illinois Alliance for Re-entry and Justice NFP	Cook, Chicago Northern	Re-entry	\$212,027.00
Safer Foundation	Cook, Chicago Northern	Economic Development, Re-entry	\$211,000.00
Alpha And Omega Foundation	Cook, Chicago Northern	Youth Development	\$228,700.00

Cohort 3 (continued)

Applicant Organization	R3 Funding Region	Program Priorities	Award Amount
Be Group Inc.	Cook, Chicago Northern	Violence Prevention	\$480,311.00
District OutReach Industries	Cook, Chicago Northern	Economic Development, Violence Prevention, Youth Development	\$999,803.00
Emerald South Economic Development Collaborative	Cook, Chicago Northern	Economic Development, Violence Prevention, Youth Development	\$952,703.00
Exxperts Chicago LTD	Cook, Chicago Northern	Economic Development, Re-entry, Violence Prevention	\$239,000.00
Gordies Foundation	Cook, Chicago Northern	Re-entry	\$952,703.00
Grand Boulevard Prevention Services	Cook, Chicago Northern	Violence Prevention, Youth Development	\$378,610.00
I Am A Gentleman, Inc.	Cook, Chicago Northern	Violence Prevention, Youth Development	\$194,752.00
Illinois Alliance for Re-entry and Justice NFP	Cook, Chicago Northern	Re-entry	\$862,532.00
Law And The Fam LLC	Cook, Chicago Northern	Economic Development	\$1,000,000.00
Peace For Preston	Cook, Chicago Southern	Violence Prevention, Youth Development	\$200,000.00
Professional Litigant, INC	Cook, Chicago Southern	Civil Legal Aid	\$947,458.00
Project Maven, INC	Cook, Chicago Southern	Economic Development, Re-entry, Violence Prevention, Youth Development	\$952,703.00
Restoring the Path	Cook, Chicago Southern	Violence Prevention, Youth Development	\$952,703.00
Revolution Workshop	Cook, Chicago Southern	Economic Development, Re-entry	\$350,000.00
Ring of Hope	Cook, Chicago Southern	Economic Development, Violence Prevention, Youth Development	\$952,703.00
St. Leonard's Ministries	Cook, Chicago Southern	Economic Development, Re-entry	\$778,800.00

Cohort 3 (continued)

Applicant Organization	R3 Funding Region	Program Priorities	Award Amount
Sunshine Gospel Ministries	Cook, Chicago Southern	Violence Prevention, Youth Development	\$373,318.00
Terry Community Tree	Cook, Chicago Southern	Youth Development	\$250,000.00
The Restorative Project, Inc	Cook, Chicago Southern	Violence Prevention	\$969,799.00
The Salvation Army	Cook, Chicago Southern	Youth Development	\$550,000.00
Unstacked Inc	Cook, Chicago Southern	Civil Legal Aid, Economic Development, Re-entry, Violence Prevention, Youth Development	\$577,771.00
Wonder World Social Services	Cook, Chicago Southern	Violence Prevention, Youth Development	\$952,703.00
Youth Job Center	Cook, Chicago Southern	Economic Development	\$207,951.00
YVITS, NFP	Cook, Chicago Southern	Economic Development, Violence Prevention, Youth Development	\$949,004.00
Zikomo's Community Outreach	Cook, Chicago Southern	Economic Development, Youth Development	\$250,000.00
A & L Youth And Family Services	Cook, Chicago Western	Economic Development, Youth Development	\$455,590.00
Boxing Out Negativity, Inc.	Cook, Chicago Western	Violence Prevention, Youth Development	\$821,745.00
Chicago Community Arts Studio	Cook, Chicago Western	Economic Development, Violence Prevention, Youth Development	\$70,443.00
House of Hope Foundation	Cook, Chicago Western	Violence Prevention, Youth Development	\$248,756.00
Lawndale Christian Legal Center	Cook, Chicago Western	Violence Prevention, Youth Development	\$430,091.00
Life Is Work	Cook, Chicago Western	Re-entry	\$390,748.00
M.O.Y.A Moving Our Youth Ahead	Cook, Chicago Western	Violence Prevention, Youth Development	\$351,142.00

Cohort 3 (continued)

Applicant Organization	R3 Funding Region	Program Priorities	Award Amount
UCAN	Cook, Chicago Western	Economic Development, Violence Prevention	\$430,175.00
Volunteers of America of Illinois	Cook, Chicago Western	Violence Prevention, Youth Development	\$430,176.00
Westside Community Empowerment Center	Cook, Chicago Western	Violence Prevention, Youth Development	\$250,000.00
Youth Civic Light Opera of Chicago	Cook, Chicago Western	Youth Development	\$573,082.00
Ascending Knowledge Community Outreach International	Cook, Suburban	Economic Development, Re-entry, Violence Prevention, Youth Development	\$477,172.00
DJM Community Outreach NFP	Cook, Suburban	Economic Development, Youth Development	\$151,472.00
HVAC/R Professional Community Center, Inc.	Cook, Suburban	Economic Development	\$551,665.00
Illinois Alliance for Re-entry and Justice NFP	Cook, Suburban	Re-entry	\$386,258.00
Metropolitan Family Services	Cook, Suburban	Economic Development	\$477,172.00
Next Move	Cook, Suburban	Economic Development	\$496,653.00
Vision of Restoration, Inc.	Cook, Suburban	Economic Development, Re-entry	\$303,715.00
DREAAM Opportunity Center	Northeast Central	Economic Development, Youth Development	\$122,769.00
My Happy Place	Northeast Central	Economic Development	\$245,538.00
Prairie State Legal Services, Inc	Northeast Central	Civil Legal Aid	\$122,769.00
Community Life Center Of Rockford	Northern	Violence Prevention, Youth Development	\$427,299.00
Comprehensive Community Solutions, Inc.	Northern	Violence Prevention, Youth Development	\$226,958.00
Greater Rockford Music Academy	Northern	Violence Prevention, Youth Development	\$453,915.00

Cohort 3 (continued)

Applicant Organization	R3 Funding Region	Program Priorities	Award Amount
Hope Community Project	Northern	Economic Development, Re-entry, Violence Prevention, Youth Development	\$226,958.00
Rockford Barbell	Northern	Youth Development	\$166,906.00
Maitri Path to Wellness, PLLC	Northwest	Economic Development, Re-entry, Violence Prevention	\$169,245.00
Prairie State Legal Services, Inc	Northwest	Civil Legal Aid	\$84,623.00
The Martin Luther King Jr. Center Inc	Northwest	Youth Development	\$169,245.00
God Family & Football LLC	Northwest Central	Violence Prevention, Youth Development	\$40,000.00
Project Oz	Northwest Central	Youth Development	\$234,125.00
Project Success of Vermilion County, Inc.	Northwest Central	Violence Prevention, Youth Development	\$115,000.00
The Center for Prevention of Abuse	Northwest Central	Violence Prevention	\$234,125.00
The Law Offices of Yolanda J. Riley, LLC	Northwest Central	Civil Legal Aid	\$150,000.00
Academic Development Institute, Inc.	South Central	Violence Prevention, Youth Development	\$249,960.00
Bond County Crisis Nursery	South Central	Civil Legal Aid, Re-entry, Violence Prevention	\$200,000.00
Citizens Helping Citizens NFP	South Central	Economic Development, Re-entry, Violence Prevention	\$249,755.00
East Side Aligned	South Central	Economic Development, Violence Prevention, Youth Development	\$449,919.00
Our Brothers' Keepers of Southern Illinois	South Central	Re-entry	\$121,586.00
Rosie's Kidz Christian Academy School	South Central	Economic Development, Violence Prevention, Youth Development	\$249,960.00
The Foundation Academy, LLC	South Central	Economic Development, Re-entry, Youth Development	\$249,960.00

Cohort 3 (continued)

Applicant Organization	R3 Funding Region	Program Priorities	Award Amount
What's The Formula Mentoring Academy	South Central	Economic Development, Re-entry, Violence Prevention, Youth Development	\$449,919.00
Youth Be Heard	South Central	Youth Development	\$111,057.00
A Gift of Love Charity, Inc.	Southern	Youth Development	\$118,047.00
Arrowleaf	Southern	Economic Development	\$121,624.00
Connect 360	Southern	Youth Development	\$107,550.00
Live Free Chicago	Southern	Re-entry, Violence Prevention	\$121,624.00
Bridge to Freedom	Cook, Chicago Southern	Re-entry	\$862,532.00

