

RESTORE, REINVEST, AND RENEW (R3) PROGRAM

Chaired by Lieutenant Governor Juliana Stratton

2025 Annual Report



JULIANA STRATTON
OFFICE OF LT. GOVERNOR

Open Letter from Lieutenant Governor Juliana Stratton

To the People of Illinois,

When we started the Restore, Reinvest, and Renew (R3) Program, we did not set out merely to administer grants. We set out to heal the soul of a state still carrying the scars of a war waged against its own people. The War on Drugs was never just a policy; it was a verdict rendered on entire neighborhoods, long sentence written in poverty, disinvestment, and pain. With R3, we are writing a new story by intentionally investing resources into the communities most impacted.

Across the state, we have seen what happens when power is placed back in the hands of those who have borne the cost of systemic neglect. R3-funded organizations are rebuilding their own neighborhoods and communities—hiring young people who previously felt unseen, setting up pathways for people returning home from prison, and changing empty lots into usable community spaces. Every grant we sign is not a simple transaction. It is Illinois saying, “We see you, we trust you to lead your own recovery, and we value what you do.”

This year, we are taking the commitment deeper. The next round of R3 funding will reach further into violence prevention, re-entry work, civil legal aid, economic development, and youth support. We’re using what we’ve learned from site visits and people’s direct experiences to guide our work. We are centering equity not as a slogan but as a standard, measuring success by shared healing, not bureaucratic compliance. Through evidence-based approaches in community, we ensure that our data serves the public, not the other way around.

This work isn’t fast or easy. The history weighs heavily. Yet, across Illinois, I see the organizers, teachers, and mentors who simply keep showing up. Their steady presence reminds us that transformation doesn’t come only from state government. It grows from partnership, respect, and the courage to imagine what our communities deserve.

Illinois is choosing a different path. We are working to restore what was lost, reinvest where hope had thinned, and renew the ties that hold us together.

Respectfully,



Juliana Stratton

Lieutenant Governor of Illinois

Chair of the Restore, Reinvest, and Renew Program Board

Table of Contents

The Year in Context.....**3**

 About the R3 Program | Why R3 Matters.....3

Mission.....3

Vision.....3

Legislative Foundation.....3

R3 Program Board.....4

Board Composition.....5

 Program Timeline and Cohorts Overview.....7

Cohort 1.....7

Cohort 2.....7

Cohort 3.....8

Grantee Overview.....8

 2025 at a Glance: A Year Between Cohorts.....11

Site Visits and Tours.....11

Technical Assistance.....12

Institute to Innovate (i2i).....12

Community Partnerships.....14

Stories of Impact.....**16**

 R3 Grantee Tours.....16

 R3 Grantee Tour Reflection.....20

Reflection and Next Steps.....**21**

 Looking Ahead to 2026 and Beyond.....21

Appendices and Acknowledgments.....**22**

 R3 Eligible Areas.....22

 Funding Summary.....26

R3 Program Cohort 3.....26

R3 Program Cohort 2.....31

R3 Program Cohort 1.....40

 Acknowledgments.....45

The Year in Context

About the R3 Program | *Why R3 Matters*

Mission

The Restore, Reinvest and Renew (R3) Program stands as a commitment to the communities that bore the brunt of disinvestment and the inequities produced by the War on Drugs. At its core, R3 seeks to repair the social and economic harm left in the wake of those policies by centering community leadership and local wisdom in the process of renewal. This mission begins with a clear understanding; creating equity means restoration as well as honoring the inherent capacity and dignity of Illinois' most affected residents. Through this mission, R3 funds organizations that work to reduce violence, build paths to employment, strengthen youth programs, expand legal support, and stabilize communities.

Vision

The vision of R3 is to create an Illinois where every community has the power, trust, and resources to shape its own future. The R3 Board is aiming for transformation, not just quick fixes. Residents must be the active architects of equity and this requires institutions to listen carefully, to recognize lived experience as a form of expertise, and to gauge success by how hope and agency return to people's lives.

To reach that future, the R3 Board established guiding values early on: equity and opportunity at all stages; respect for what communities already know; transparency; accountability for results; and a belief that true justice involves prevention. The R3 Board wants to build the ability and infrastructure for grassroots leaders to sustain their work long after the current grant is over.

Legislative Foundation

The Cannabis Regulation and Tax Act (CRTA), [410 ILCS 705](#), passed in 2019, established the R3 Program. Recognizing that the War on Drugs devastated entire neighborhoods, the General Assembly directed twenty-five percent of cannabis tax revenues to the very communities harmed by decades of punitive policy. Through the CRTA, Illinois became the first state to make reinvestment a central part of cannabis legalization.

R3 Program Board

Under the CRTA, the R3 Program Board (the Board) was created to oversee the allocation of funds, develop a fair application process, and evaluate outcomes that promote lasting change. Chaired by the Lieutenant Governor, the Board gathers state agency leaders, experts, community providers, residents from R3-eligible areas, and people who have been directly impacted by the criminal legal system. ICJIA and the Office of the Lieutenant Governor coordinate with the Board's membership to align funding priorities, evaluation methods, and technical assistance supports, while maintaining open dialogue with local governments, grantees, and community coalitions.

R3 Board Statutory Responsibilities:

- Establish a process to solicit applicants from eligible areas
- Create a standard template for both planning and implementation activities
- Identify resources to support the administration and evaluation of the R3 Program
- Review applications, agency agreements, and approve funding distributions
- Build a performance measurement system that focuses on positive outcomes
- Support an annual report to the General Assembly and the Governor that will be posted on the respective governmental websites to provide updates on the initiative's progress

Board Composition

Name (Last, First)	Position	Title
Lieutenant Governor Stratton, Juliana	Ex-Officio, Chair	Lieutenant Governor and Chair
Adams, Delrice	Ex-Officio	Director of the Illinois Criminal Justice Information Authority
Brown, Dagené	Ex-Officio	Designee for the Illinois Department of Children and Family Services
Estrada, Rebecca	Ex-Officio	Designee for the Illinois Department of Commerce and Economic Opportunity
Hansbro, Shelith	Ex-Officio	Designee for the Illinois Department of Corrections
Dr. Jamil, Omar	Ex-Officio	Designee for the Illinois Department of Juvenile Justice
Marchiori, Ray	Ex-Officio	Director of the Illinois Department of Employment Security
Perez, Christelle	Ex-Officio	Designee for the Office of the Attorney General
Dr. Phillips, Janice	Ex-Officio	Designee for the Illinois Department of Public Health
Quintero, Dulce	Ex-Officio	Secretary of the Illinois Department of Human Services
Majority Leader Lightford, Kimberly	Ex-Officio	Majority Leader of the Senate, Designated by the President of the Senate
Deputy Majority Leader/ Speaker Pro Tempore Gordon Booth, Jehan	Ex-Officio	Deputy Majority Leader/ Speaker Pro Tempore of the House of Representatives, Designated by the Speaker of the House of Representatives
Senator Anderson, Neil	Ex-Officio	Designee for the Minority Leader of the Senate
Representative Windhorst, Patrick	Ex-Officio	Designee for the Minority Leader of the House
Gonzalez, Adam	Member	Community-based provider, within Cook County. Also has experience serving immigrant communities.

Hubbard, Michael	Member	Community-based provider, outside of Cook County.
Montoya, Anthony	Member	Community-based provider.
Dr. Bocanegra, Kathryn	Member	Expert in the field of violence reduction.
Dr. Newbold, Jayeti	Member	Expert in the field of violence reduction.
Chamberlain, Marlon	Member	Formerly incarcerated – over 24 years of age.
Little, Bethany	Member	Formerly incarcerated – over 24 years of age.
Rizkallah, Pamela	Member	Person living or working in an R3 area.
Representative Avelar, Dagmara	Member	Person living or working in an R3 area.
Curtis, April	Member	Person living or working in an R3 area.
Gutierrez, Laura	Member	Person living or working in an R3 area.
Hoskins, Gaynett	Member	Person living or working in an R3 area.
Howse, Natalie	Member	Person living or working in an R3 area.
Rivas, Carlos	Member	Person living or working in an R3 area.
Senator Villanueva, Celina	Member	Person living or working in an R3 area.
Alderman Hall, William	Member	Public official of a municipal geographic jurisdiction in the state that includes an R3 area.
Mayor Harvey, Carolin	Member	Public official of a municipal geographic jurisdiction in the state that includes an R3 area.
Chief Mitchell, Dale	Member	Public official of a municipal geographic jurisdiction in the state that includes an R3 area.
City Manager Urich, Patrick	Member	Public official of a municipal geographic jurisdiction in the state that includes an R3 area.
Clerk Valencia, Anna	Member	Public official of a municipal geographic jurisdiction in the state that includes an R3 area.
Mayor Williams, DeShawn	Member	Public official of a municipal geographic jurisdiction in the state that includes an R3 area.



R3 Board members engage in discussion during a meeting in Chicago, July 2025

Program Timeline and Cohorts Overview

Where We Are in the Journey

Cohort 1

The first cohort of the R3 Program, funded at \$31.5 million for 80 organizations, began in February 2021. The program was unprecedented and launching it during a global pandemic was challenging.

The state extended the first cohort to thirty-six months, establishing a final contract end date of January 31, 2023. This extension allowed grantees to deepen their community partnerships, stabilize staffing, build capacity, and strengthen their data and evaluation systems.

Cohort 2

Cohort 2 started in July 2022 with around \$45 million distributed to 148 grantees. This round focused on deepening service delivery and building the institutions for long-term survival. The three-year performance period, concluding June 30, 2025, gave organizations the space to stabilize their operations, expand their reach, and refine their strategies to meet community needs with precision and accountability.

The R3 Board and ICJIA sought to balance the urgency of community recovery with investments in technical assistance, compliance support, and capacity building. With the understanding that equity is not achieved without properly equipping grantees with the resources to sustain their work, small and emerging organizations were prioritized.

Cohort 3

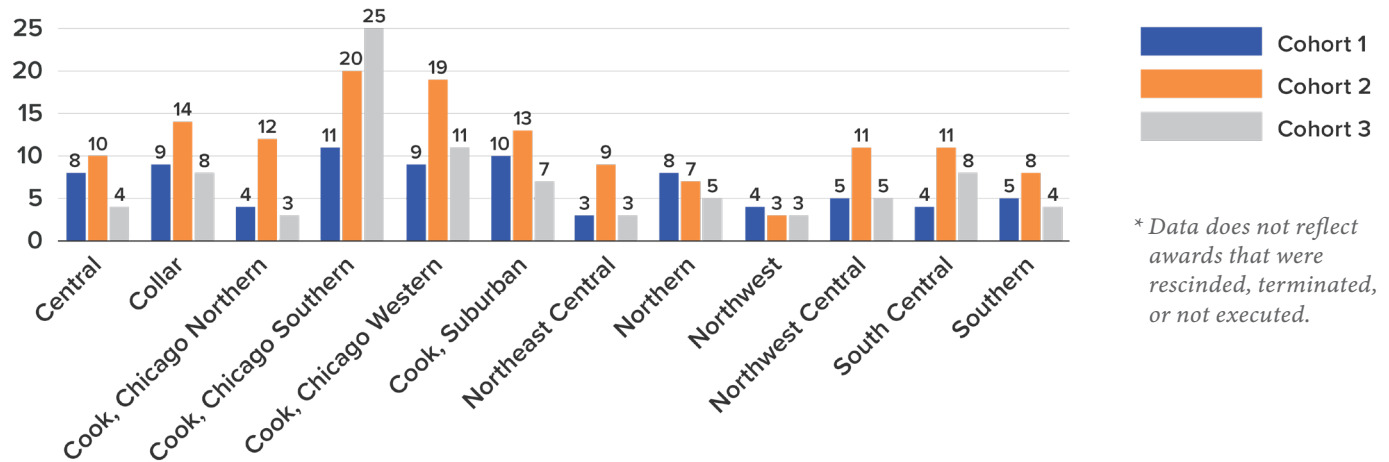
Cohort Three began in November 2024 with 85 grantees. This round centered on aligning investment with measurable results while keeping the focus on community self-determination. After an initial year, the Board voted to extend this cohort for thirty-six months, concluding October 31, 2027.

Grantee Overview

R3 Grantees by Region

Region	Cohort 1	Cohort 2	Cohort 3
Central	8	10	4
Collar	9	14	8
Cook – Chicago Northern	4	12	3
Cook – Chicago Southern	11	20	25
Cook – Chicago Western	9	19	11
Cook – Suburban	10	13	7
Northeast Central	3	9	3
Northern	8	7	5
Northwest	4	3	3
Northwest Central	5	11	5
South Central	4	11	8
Southern	5	8	4
Total	80	148	86

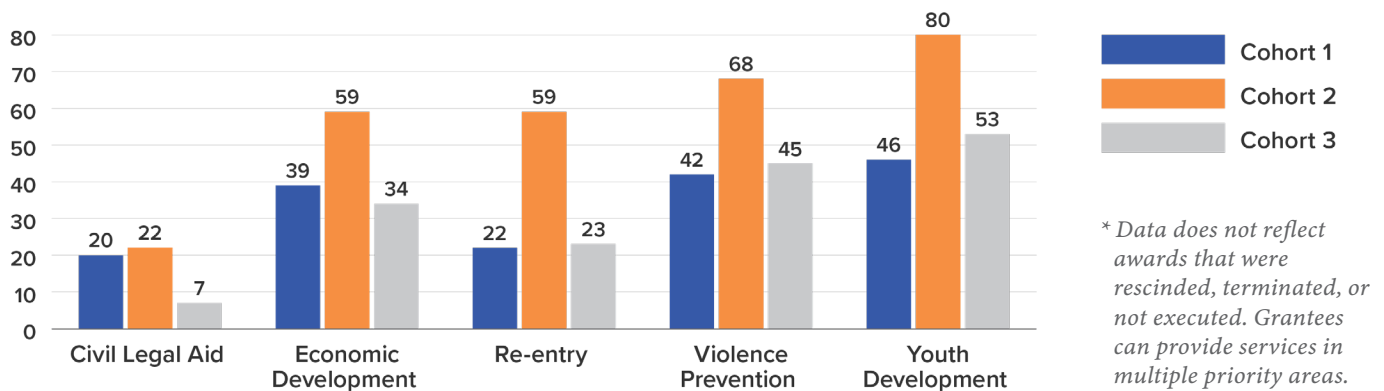
R3 Grantees by Region*



R3 Grantees by Program Priorities

Program Priority	Cohort 1	Cohort 2	Cohort 3
Civil Legal Aid	20	22	7
Economic Development	39	59	34
Reentry	22	59	23
Violence Prevention	42	68	45
Youth Development	46	80	53

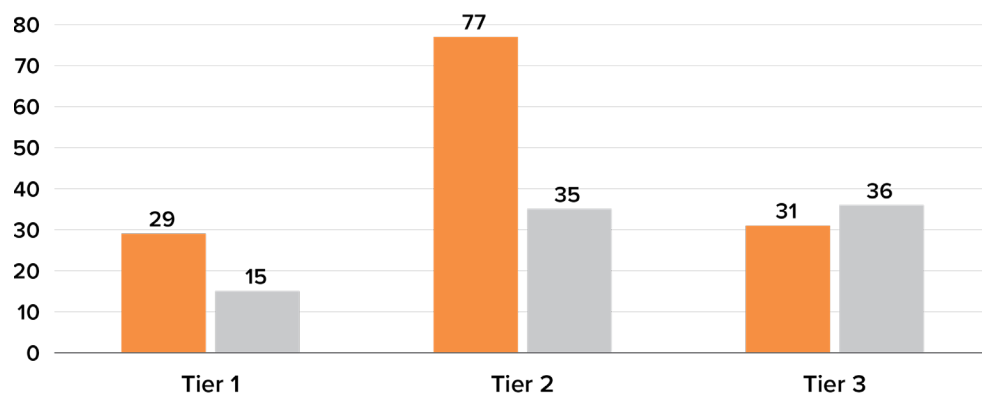
R3 Grantees by Priority*



R3 Grantees by Funding Tier

Tier	Cohort 2	Cohort 3
Tier 1	29	15
Tier 2	77	35
Tier 3	31	36
Total	137	86

R3 Grantees by Tier*



* Data does not reflect awards that were rescinded, terminated, or not executed. Cohort 1 did not utilize a tier structure.



Thomas Johnson, Research Manager for ICJIA's Center for Violence Prevention and Intervention Research, provides an evaluation update to R3 Program Board members in Chicago, July 2025

2025 at a Glance: A Year Between Cohorts

Site Visits and Tours

R3 grantees are visited by staff from the Illinois Criminal Justice Information Authority and the Office of the Lieutenant Governor. Site visits by the Illinois Criminal Justice Information Authority (ICJIA) focus on grantee compliance. ICJIA staff focus on checking performance, documenting outcomes, and helping grantees meet state requirements.

Separately, staff from the Office of the Lieutenant Governor tour grantee facilities while focusing on community impact of R3. Staff saw progress and pain—the kind of truth that only emerges when government meets people in their neighborhoods. These tours helped the state understand what equity looks like on the ground; pinpointing administrative barriers and bringing community wisdom into how we design future funding.

Technical Assistance

A key component of the R3 Program's outreach is providing comprehensive, accessible Technical Assistance (TA) resources for prospective and current grantees. ICJIA hosts live technical assistance webinars that cover critical components of the Notice of Funding Opportunity (NOFO) application process. These sessions address the following topics:

- General NOFO Information
- Budget Creation
- Collaborative Applications
- Performance Goals and Outcomes
- Utilizing AmpliFund (State Grant Management System)

Online Accessibility

Recordings of the TA webinars are made publicly available on the R3 Program website, ensuring that organizations unable to attend the live sessions can still access the information. To access R3 resources, please visit: <https://r3.illinois.gov/resources>.

Grant Accountability and Transparency Act (GATA)

TA resources explicitly cover the GATA requirements, including pre-qualification for state grants, which is a necessary step for applicants. To learn more information about GATA training, please visit: <https://gata.illinois.gov/training.html>.

Community Engagement

ICJIA and the JEO Initiative conduct a robust, statewide outreach plan, including virtual town halls and community meetings, to promote the grant opportunity and address applicant questions directly.

Institute to Innovate (i2i)

Early funding cycles made it clear that simply awarding a grant was only the first step. Many small, critical grassroots organizations struggled deeply with the complex bureaucracy of state grant management, from GATA compliance to building sound financial frameworks.

Recognizing this gap as a barrier created by historical disinvestment, the R3 Board pivoted its strategy. This shift included establishing a tiered application system in Cohort 2, ensuring groups competed against peers of similar size, and developing a permanent, dedicated support system.

This evolution culminated in the launch of the Institute to Innovate (i2i) in January 2023. This ICJIA-led hub was specifically designed to tackle capacity deficiencies, providing dedicated coaching and hands-on training aimed at strengthening core organizational infrastructure and ensuring financial sustainability.

The Institute's unique approach centers on customized support, offering both individual and group coaching that addresses everything from personnel development and staff training to complex fiscal management and program evaluation. This work transforms compliance from a technical hurdle to a cornerstone of organizational health, empowering local leaders to sustain their critical services long past the grant term. By prioritizing capacity and actively reducing structural barriers, i2i ensures state resources reach a wider, more diverse pool of organizations ready to deliver services with precision and longevity.

Institute to Innovate Cohort 1 Organizations:

- CHM Bible Theatre Productions, Inc.
- Equiticity
- Metro East Organizing Coalition (MEOC)
- National Youth Art Movement
- Public Narrative
- Reassemble Education & Training, Inc. (RETINC)
- True Believers
- Urban Male Network
- Vision of Restoration

Institute to Innovate Cohort 2 Organizations:

- A House in Austin
- Free Root Operation
- Healing to Action
- Jehovah Jireh Ministry
- Light of Loving Kindness
- Lion's Pride Mentoring, Inc.
- One Solution Global
- Parenting for Nonviolence (P4NV)
- TA98
- Woods Foundation

Institute to Innovate Cohort 3 Organizations:

- KFACT
- Roseland Ceasefire Project
- Alternatives, Inc.
- Just Because Mentoring Services NFP
- Moran Center for Youth Advocacy
- My Block My Hood My City
- New Eclipse Community Alliance
- Westside Committee for Change
- &Rise Women
- Light of Zion Ministries
- No Saints Left Behind
- House of Mercy and Grace
- House of Hope Foundation
- Bella Ease
- One for One
- Urban Warriors
- A & L Youth Family Services
- Free Lunch Academy
- Sunrise Community Empowerment
- Box United
- Rhema Church International
- Kidz Express
- Bethel New Life
- Greater Roseland Chamber of Commerce
- Reiki Brigade
- The House of Mary
- West Humboldt Park Development Council
- Chicago Cultural Performing Arts & Media Alliance
- Dream Big Center
- The Bloc Chicago

Community Partnerships

The R3 Program is committed to supporting locally led solutions and fostering trust-based engagement with organizations embedded in the communities most impacted by violence.

Public Safety Convening / September 2025

In September 2025, the Lieutenant Governor's Office hosted a public safety discussion at Lawndale Christian Legal Center, a third-round R3 grantee. The convening created space for open dialogue grounded in lived experience with violence reduction experts sharing insights on what is working, where gaps remain, and how prevention efforts can be strengthened through sustained community investment.

The R3 ecosystem continues to build shared strategies for addressing violence prevention, reentry, youth development, economic opportunity, and civil legal aid. Each relationship becomes part of a larger movement that recognizes the State as a partner accountable to the people it serves.

Process Evaluation of Select Restore, Reinvest, and Renew (R3) Funded Grantees

The Process Evaluation of Select R3 Grantees examines how R3 investments were implemented across Illinois during the program's initial funding period, with a focus on service delivery, assessment and planning, community engagement, and organizational capacity. Conducted by ICJIA in collaboration with university research partners, the evaluation uses a community-based participatory research approach that engages grantees, community members, and researchers in shaping questions, collecting and analyzing data, and identifying lessons that can inform continuous improvement. Planned activities include community-based data collection, cross-site convenings to support collaborative learning, and accessible dissemination of findings to ensure results are meaningful and responsive to community needs. Additional details and findings will be shared as the evaluation progresses. The evaluation report is publicly available here: <https://icjia.illinois.gov/researchhub/articles/process-evaluation-of-select-restore-reinvest-and-renew-r3-funded-grantees-a-summary/>



Aisha Williams, R3 Program Manager for ICJIA, presents recent updates to board members in Chicago, December 2025



Friends of the Children Chicago hosts staff from the Office of the Lieutenant Governor's JEO Initiative and ICJIA, June 2025

Stories of Impact

R3 Grantee Tours

Where Hope Took Root

Friends of the Children — Chicago, Illinois

Generations of systemic neglect, redlining, under-resourced schools, and excessive policing have left deep scars on Chicago's West and South Sides. Yet amid the concrete and the memory of what was, a legacy of endurance and radical care is taking root. Friends of the Children commits to being with young people for over a decade, from kindergarten through graduation. R3 funding expands their reach, pairing kids with salaried, full-time mentors who help them navigate school, trauma, and the challenges of growing up in a city where they may otherwise be forgotten. Friends of the Children builds trust where institutions have failed, providing consistency during a time filled with uncertainty.



Staff from the JEO Initiative and ICJIA visit Healthcare Alternative Systems, July 2025

Healthcare Alternative Systems (HAS) — Broadview, Illinois

Broadview and the western Cook County suburbs became a corridor for families who moved out of the city looking for stability, yet too often finding themselves trapped between urban decline and suburban neglect. As factories closed and costs rose, these areas inherited the same problems: limited healthcare, few living-wage jobs, and the quiet damage of untreated trauma. Supported by R3, HAS acts as a refuge. It offers culturally relevant mental health, reentry, and substance-use services to people returning from incarceration and families struggling with addiction. Their counselors meet people where they are, with dignity. HAS uses counseling, job preparation, and case management to turn recovery into empowerment.

Arrowleaf — Vienna, Illinois

Once sustained by agriculture and small industry, Southern Illinois has watched its population decline as young people leave in search of work and promise elsewhere. Arrowleaf gives shape to the hope that remains. As the largest human-services provider in seven southern counties, their R3 work focuses on youth mentorship and economic development. They build pathways for young people to earn, learn, and lead without having to move. Through workforce training and initiatives like the Clyffe Café, participants learn tangible skills in management and community service.

Youth Be Heard — Greenville, Illinois

Greenville, a small Midwestern town, shares a common story: quiet streets, fewer students, and the stress of rural poverty. As jobs vanished, mental health support and outlets for expression became scarce. For many young people, silence was the safe way to live. With R3 support, Youth Be Heard changes that silence into lines, rhythm, and poetry. Through writing workshops, art programs, and youth-led showcases, it gives teenagers the courage to tell their stories of grief, hope, identity, and belonging.

The Foundation Academy — Belleville, Illinois

Belleville bears the dual identity of resilience and recovery; a working-class city grappling with unemployment, housing instability, and the ripple effects of incarceration. The Foundation Academy uses its R3 funding for soft-skills training, mentorship, and workforce readiness for youth, adults, and people recently involved in the criminal legal system. Participants can learn how to interview and write a resume, restoring their confidence and self-worth. The Academy understands that getting ahead financially is about restoring faith, agency, and belonging as much as it is about skills.



Staff from the JEO Initiative meet with the Youth Be Heard team and program participants, September 2025



The JEO team facilitates a dialogue with staff from East Side Aligned and the Christian Activity Center, program participants, and parents; September 2025

East Side Aligned and Christian Activity Center — East St. Louis, Illinois

East St. Louis has carried the burden of broken promises for a century. Its industrial decline was created by segregation and neglect, which destroyed a thriving Black middle class. But the people of East St. Louis refuse to be erased. Youth centers and block clubs still hold neighborhoods together, showing a resilience that statistics can never capture. East Side Aligned and the Christian Activity Center coordinate a network of violence prevention and youth development programs that offer young people mentorship and leadership pipelines. Their work is a declaration that the future is still here, still possible, and still Black-led.



Arrowleaf staff and program participants host the JEO Initiative during a visit, September 2025

R3 Grantee Tour Reflection

Listening to the Wisdom in the Room

The Justice, Equity, and Opportunity (JEO) Initiative's site tours throughout 2025 deepened the state's understanding of what it means to invest in people, not just programs. Across Illinois, staff witnessed how R3 grantees are repairing the social fabric in communities that have endured generations of disinvestment. Each conversation with staff, parents, and youth underscored that R3 is a movement toward restoring trust between government and the communities it serves. The takeaway is that transformation takes root when the state shows up, listens, and remains accountable to those whose resilience keeps Illinois whole.

Reflection and Next Steps

Looking Ahead to 2026 and Beyond

Preparing the Ground for What's Next

Through R3, Illinois has reinvested over \$280 million in cannabis tax revenue back into the communities most affected by violence, poverty, incarceration, and historic disinvestment. The first two R3 cohorts each served more than 300,000 residents across Illinois. With Cohort 3 underway, the time between cohorts was used to refine our systems, assess capacity, and listen closely to our partners. We examined the nuts and bolts of grant administration, reporting, and evaluation. Every adjustment, from improving internal controls to rethinking technical assistance, was guided by the same principle: building capacity can't be a one-time offer; it must be an ongoing process of learning together between the state and the community.

On December 4, 2025, the R3 Program Board voted to release two Notice of Funding Opportunities (NOFOs) that could result in approximately \$50 million flowing to communities across Illinois. The first NOFO (\$35 million) will target reentry, economic development, and civil legal aid. The second NOFO (\$15 million) will provide funding to strengthen youth development and violence prevention.

The future of R3 will focus on accessibility and accountability. The next round will use a tiered model, allowing organizations of all sizes—from new grassroots groups to established institutions—to compete fairly, with awards scaled by experience, not just reputation. Program refinements will concentrate on reducing paperwork, increasing evaluation support, and embedding research practices that make community voices equal partners in state policy.



ICJIA Executive Director Delrice Adams answers a question during an R3 Board meeting in Chicago, December 2025

Appendices and Acknowledgments

R3 Eligible Areas

The Geography of Equity

The R3 Program identifies over 900 census tracts as eligible for funding where inequity has been most deeply felt through high rates of gun injury, unemployment, child poverty, and incarceration. These are communities that have borne the weight of disinvestment and over-policing, where opportunity was systematically stripped away generation after generation. By naming these R3 areas, the state recognizes a shared history and responsibility to repair the harm caused by the War on Drugs.

R3 Program Cohort 3
Map and Legend

Legend

Cohort 3 Funded Grantees (n=86)

Tier 1

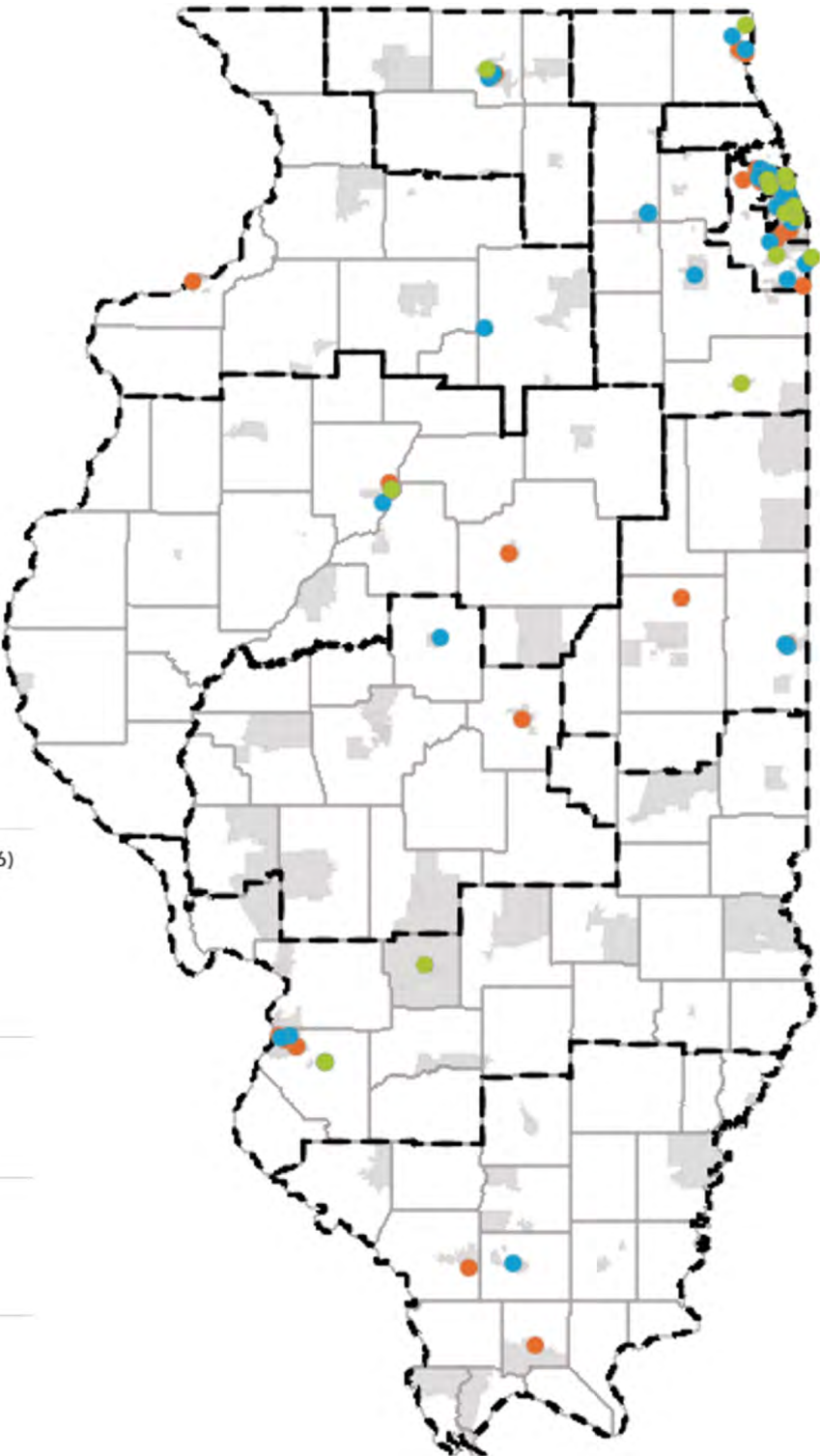
Tier 2

Tier 3

R3 Funding Regions

R3 Areas

IL Counties



R3 Program Cohort 2
Map and Legend

Legend

R3 Cohort 2 Grantees (n=137)

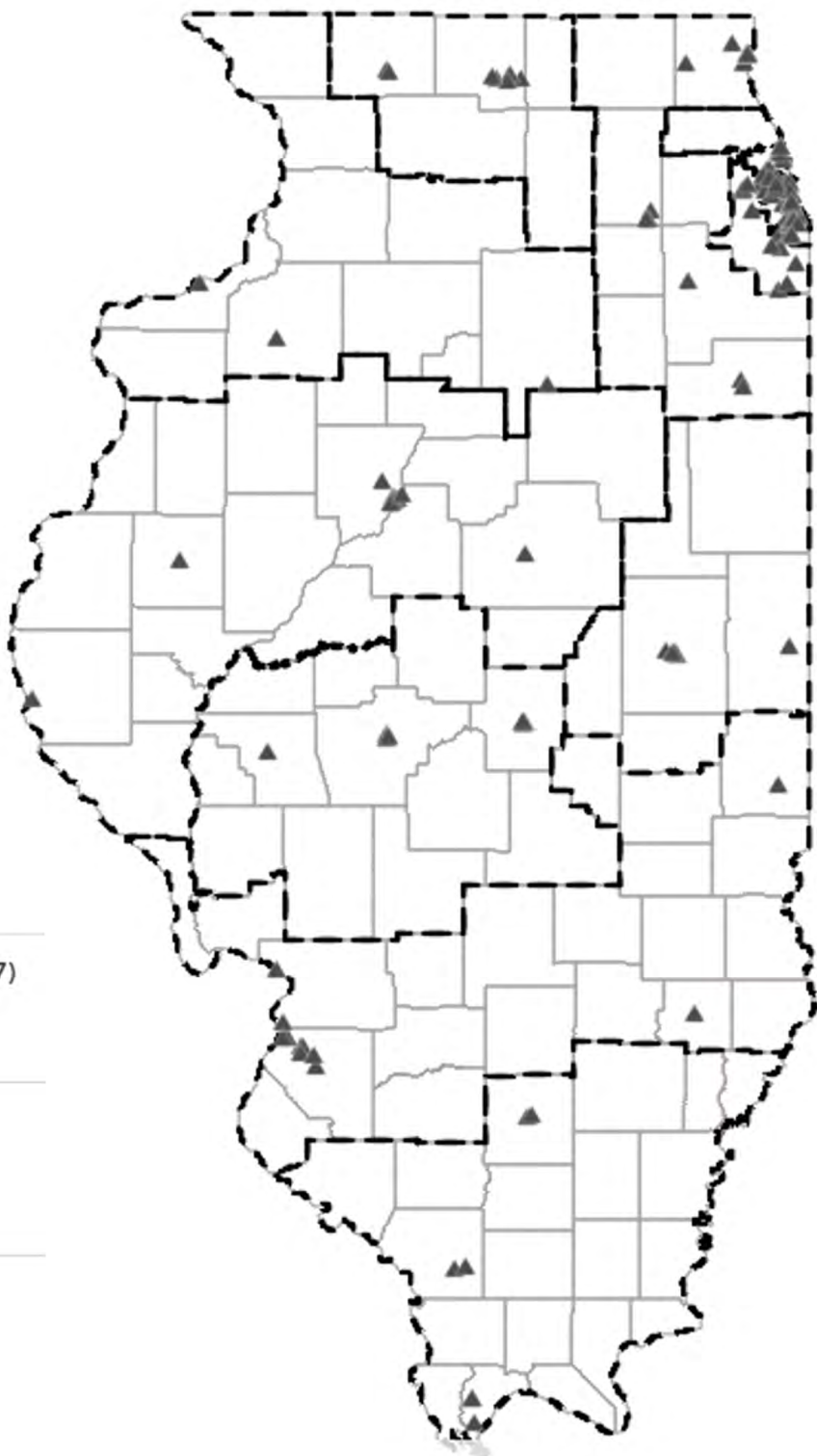
▲

R3 Funding Regions

⬢

IL Counties

▭

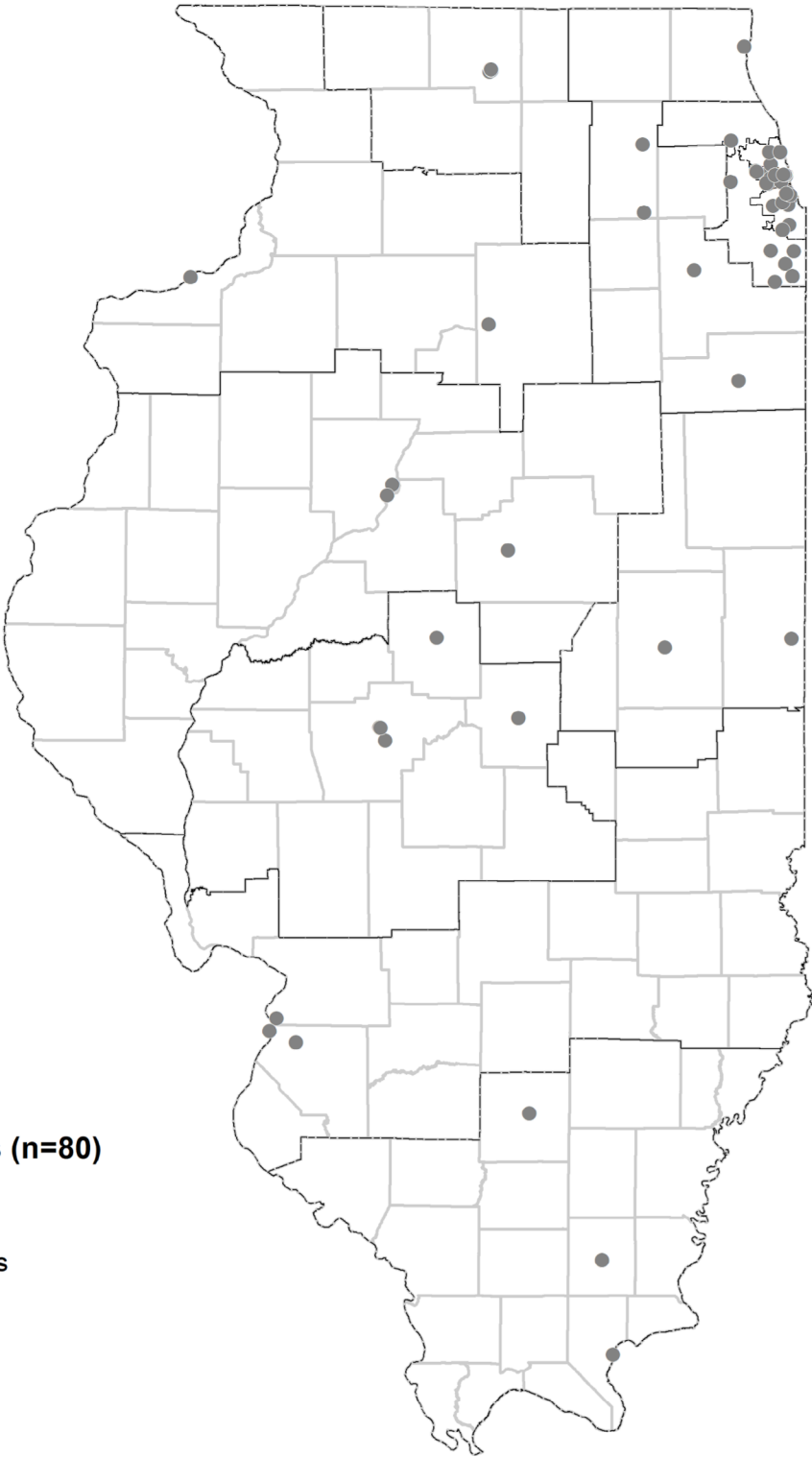


**R3 Program Cohort 1
Map and Legend**

Legend

R3 Cohort 1 Grantees (n=80)

- Grantee Location
- ▭ R3 Funding Regions
- ▭ IL Counties



Funding Summary

The Numbers Behind the Narratives

R3 Program Cohort 3

R3 Region	Grantee Organization	Program Priorities	Award Amount
Central	Land Of Lincoln Legal Aid, Inc.	Economic Development, Youth Development	\$648,567
Central	Lincoln Economic Advancement & Development, Inc.	Youth Development	\$317,892
Central	Northeast Community Fund	Violence Prevention, Youth Development	\$648,567
Central	The Foundation Academy, LLC	Youth Development	\$900,000
Collar	Boys & Girls Club Of Lake County	Economic Development, Reentry, Violence Prevention, Youth Development	\$1,254,450
Collar	Chicago Arts Partnerships In Education	Violence Prevention	\$1,138,956
Collar	Family First Center Of Lake County	Civil Legal Aid, Reentry, Violence Prevention	\$1,257,915
Collar	Home Away From Home Youth Development And Reentry Inc. NFP	Violence Prevention, Youth Development	\$1,230,000
Collar	Illinois Youth & Family Services	Youth Development	\$2,515,830
Collar	Inspire Youth & Family Services Inc.	Violence Prevention	\$1,374,414
Collar	Kankakee County State's Attorney's Office	Youth Development	\$1,229,580
Collar	Northern Illinois Recovery Community Organization (NIRCO)	Economic Development, Violence Prevention, Youth Development	\$1,200,000
Cook – Chicago Northern	BUILD, Inc.	Economic Development, Reentry, Violence Prevention	\$643,194
Cook – Chicago Northern	Illinois Alliance For Reentry And Justice NFP	Violence Prevention, Youth Development	\$636,081
Cook – Chicago Northern	Safer Foundation	Violence Prevention, Youth Development	\$633,000

Cohort 3 (continued)

R3 Region	Grantee Organization	Program Priorities	Award Amount
Cook – Chicago Southern	Alpha And Omega Foundation	Youth Development	\$686,100
Cook – Chicago Southern	Black Expo Community Development Assn. Inc.	Economic Development, Violence Prevention, Youth Development	\$1,440,933
Cook – Chicago Southern	District Outreach Industries	Economic Development, Youth Development	\$2,999,409
Cook – Chicago Southern	Emerald South Economic Development Collaborative	Economic Development, Youth Development	\$2,858,109
Cook – Chicago Southern	Exxperts Chicago Ltd.	Economic Development, Violence Prevention, Youth Development	\$717,000
Cook – Chicago Southern	Gordies Foundation	Economic Development, Violence Prevention, Youth Development	\$2,381,757
Cook – Chicago Southern	Grand Boulevard Prevention Services	Economic Development, Reentry, Violence Prevention	\$1,135,830
Cook – Chicago Southern	I Am A Gentleman, Inc.	Violence Prevention, Youth Development	\$584,256
Cook – Chicago Southern	Illinois Alliance For Reentry And Justice NFP	Violence Prevention, Youth Development	\$2,587,596
Cook – Chicago Southern	Law And The Fam LLC	Economic Development	\$2,500,000
Cook – Chicago Southern	Peace For Preston	Reentry	\$600,000
Cook – Chicago Southern	Restoring The Path	Economic Development, Reentry, Violence Prevention, Youth Development	\$2,381,757
Cook – Chicago Southern	Revolution Workshop	Economic Development, Reentry, Violence Prevention, Youth Development	\$1,050,000
Cook – Chicago Southern	Ring Of Hope	Violence Prevention, Youth Development	\$2,858,109
Cook – Chicago Southern	St. Leonard’s Ministries	Violence Prevention, Youth Development	\$2,336,400
Cook – Chicago Southern	Sunshine Gospel Ministries	Reentry	\$1,119,954

Cohort 3 (continued)

R3 Region	Grantee Organization	Program Priorities	Award Amount
Cook – Chicago Southern	Terry Community Tree	Reentry	\$750,000
Cook – Chicago Southern	The Restorative Project, Inc.	Reentry	\$2,424,498
Cook – Chicago Southern	The Salvation Army	Violence Prevention, Youth Development	\$1,650,000
Cook – Chicago Southern	Unstacked Inc.	Youth Development	\$1,733,313
Cook – Chicago Southern	Wonder World Social Services	Economic Development, Violence Prevention, Youth Development	\$2,858,109
Cook – Chicago Southern	Youth Job Center	Economic Development	\$623,853
Cook – Chicago Southern	Yvits, NFP	Economic Development, Violence Prevention, Youth Development	\$2,372,510
Cook – Chicago Southern	Zikomo’s Community Outreach	Economic Development, Youth Development	\$750,000
Cook – Chicago Western	A & L Youth And Family Services	Violence Prevention, Youth Development	\$1,366,770
Cook – Chicago Western	Boxing Out Negativity, Inc.	Reentry	\$2,465,235
Cook – Chicago Western	Chicago Community Arts Studio	Economic Development	\$211,329
Cook – Chicago Western	House Of Hope Foundation	Reentry, Violence Prevention	\$746,268
Cook – Chicago Western	Lawndale Christian Legal Center	Violence Prevention, Youth Development	\$1,290,273
Cook – Chicago Western	Life Is Work	Economic Development, Reentry, Violence Prevention	\$1,172,244
Cook – Chicago Western	M.O.Y.A Moving Our Youth Ahead	Economic Development	\$1,053,426
Cook – Chicago Western	UCAN	Economic Development	\$1,290,525

Cohort 3 (continued)

R3 Region	Grantee Organization	Program Priorities	Award Amount
Cook – Chicago Western	Volunteers Of America Of Illinois	Violence Prevention, Youth Development	\$1,290,528
Cook – Chicago Western	Westside Community Empowerment Center	Civil Legal Aid, Economic Development, Violence Prevention	\$750,000
Cook – Chicago Western	Youth Civic Light Opera Of Chicago	Reentry, Youth Development	\$1,719,246
Cook – Suburban	Ascending Knowledge Community Outreach International	Reentry	\$1,431,516
Cook – Suburban	Djm Community Outreach NFP	Violence Prevention, Youth Development	\$454,416
Cook – Suburban	HVACR Professional Community Center Inc.	Civil Legal Aid	\$1,379,162
Cook – Suburban	Illinois Alliance For Reentry And Justice NFP	Civil Legal Aid	\$1,158,774
Cook – Suburban	Metropolitan Family Services	Civil Legal Aid	\$1,431,516
Cook – Suburban	Next Move	Economic Development, Violence Prevention, Youth Development	\$1,489,959
Cook – Suburban	Vision Of Restoration, Inc.	Economic Development, Reentry, Violence Prevention, Youth Development	\$911,145
Northeast Central	Dreaam Opportunity Center	Youth Development	\$368,307
Northeast Central	My Happy Place	Violence Prevention, Youth Development	\$736,614
Northeast Central	Prairie State Legal Services, Inc.	Violence Prevention, Youth Development	\$368,307
Northern	Community Life Center of Rockford	Economic Development, Reentry	\$1,281,897
Northern	Comprehensive Community Solutions, Inc.	Economic Development, Violence Prevention, Youth Development	\$680,874
Northern	Hope Community Project	Economic Development, Reentry, Violence Prevention, Youth Development	\$680,874
Northern	Rockford Barbell	Economic Development, Reentry	\$500,718
Northwest	Maitri Path To Wellness, PLLC	Economic Development, Reentry	\$507,735
Northwest	Prairie State Legal Services, Inc.	Violence Prevention, Youth Development	\$253,869

Cohort 3 (continued)

R3 Region	Grantee Organization	Program Priorities	Award Amount
Northwest	The Martin Luther King Jr. Center Inc.	Youth Development	\$507,735
Northwest Central	God Family & Football LLC	Violence Prevention	\$120,000
Northwest Central	Project Oz	Economic Development, Reentry, Youth Development	\$702,375
Northwest Central	Project Success Of Vermilion County, Inc.	Economic Development, Youth Development	\$345,000
Northwest Central	The Center For Prevention Of Abuse	Civil Legal Aid	\$702,375
Northwest Central	The Law Offices Of Yolanda J. Riley, LLC	Youth Development	\$450,000
South Central	Academic Development Institute, Inc.	Violence Prevention	\$749,880
South Central	Bond County Crisis Nursery	Youth Development	\$600,000
South Central	East Side Aligned	Civil Legal Aid, Economic Development, Reentry, Violence Prevention, Youth Development	\$1,349,757
South Central	Our Brothers' Keepers Of Southern Illinois	Economic Development, Reentry	\$364,758
South Central	Rosie's Kidz Christian Academy School	Economic Development, Youth Development	\$749,880
South Central	The Foundation Academy, LLC	Violence Prevention, Youth Development	\$749,880
South Central	What's The Formula Mentoring Academy	Violence Prevention, Youth Development	\$1,349,757
South Central	Youth Be Heard	Economic Development, Reentry, Violence Prevention, Youth Development	\$333,171
Southern	A Gift Of Love Charity, Inc.	Violence Prevention, Youth Development	\$354,141
Southern	Arrowleaf	Youth Development	\$364,872
Southern	Connect 360	Youth Development	\$322,650
Southern	Live Free Chicago	Economic Development	\$364,872

R3 Program Cohort 2

R3 Region	Grantee Organization	Program Priorities	Total Award
Central	Faith Coalition for the Common Good, Inc.	Economic Development, Reentry, Violence Prevention, Youth Development	\$173,355
Central	Illinois Association of Juvenile Justice Councils	Economic Development, Violence Prevention, Youth Development	\$173,355
Central	Macon County	Reentry, Violence Prevention, Youth Development	\$730,593
Central	Mrs K Community Center	Economic Development, Reentry	\$1,559,298
Central	National Youth Advocate Program, Inc.	Reentry, Violence Prevention, Youth Development	\$779,824
Central	New Directions of Jacksonville IL, Inc.	Civil Legal Aid, Economic Development, Reentry, Violence Prevention, Youth Development	\$173,355
Central	Sangamon County, Illinois	Violence Prevention, Youth Development	\$279,639
Central	SkyWalker Outreach Services Inc.	Violence Prevention, Youth Development	\$775,791
Central	The INCSPOT LTD	Economic Development	\$363,030
Central	The Springfield Project	Economic Development, Reentry	\$1,559,057
Collar	Association for Individual Development	Reentry	\$1,472,460
Collar	Aurora Area Interfaith Food Pantry	Violence Prevention, Youth Development	\$750,000
Collar	Chicago Workers' Collaborative NFP	Civil Legal Aid	\$2,681,610
Collar	Discouraging Factor Group	Youth Development	\$900,000
Collar	Greater Waukegan Development Coalition	Economic Development	\$1,214,625
Collar	Kankakee County Renewed Opportunity	Reentry	\$322,578
Collar	New Day Employment Network	Reentry	\$305,580

Cohort 2 (continued)

R3 Region	Grantee Organization	Program Priorities	Total Award
Collar	Nicasa	Reentry, Violence Prevention	\$158,250
Collar	North Chicago CUSD 187	Youth Development	\$338,843
Collar	Northern Illinois Recovery Community Organization (NIRCO)	Reentry, Violence Prevention	\$327,213
Collar	Real Love Ministries	Reentry, Violence Prevention, Youth Development	\$450,000
Collar	SGA Youth & Family Services	Violence Prevention, Youth Development	\$1,466,367
Collar	The Community Works Inc. NFP	Economic Development, Youth Development	\$2,243,310
Collar	UMMA Urban Muslim Minority Alliance	Economic Development	\$356,199
Cook – Chicago Northern	A Just Harvest	Economic Development, Violence Prevention	\$1,731,000
Cook – Chicago Northern	Centro Romero	Youth Development, Violence Prevention	\$486,803
Cook – Chicago Northern	Centro San Bonifacio	Violence Prevention, Youth Development	\$1,256,010
Cook – Chicago Northern	CGG Law Partners LLC	Civil Legal Aid	\$149,904
Cook – Chicago Northern	CGG Law Partners LLC	Civil Legal Aid	\$863,363
Cook – Chicago Northern	Chinese Mutual Aid Association	Youth Development	\$282,879
Cook – Chicago Northern	Gametime Batting Club LLC	Civil Legal Aid	\$855,000
Cook – Chicago Northern	Hermosa Neighborhood Association	Economic Development, Violence Prevention, Youth Development	\$192,618
Cook – Chicago Northern	Howard Area Community Center	Economic Development, Reentry	\$600,000
Cook – Chicago Northern	Legacy Barber College	Reentry	\$192,618

Cohort 2 (continued)

R3 Region	Grantee Organization	Program Priorities	Total Award
Cook – Chicago Northern	ONE Northside	Violence Prevention	\$795,029
Cook – Chicago Northern	Puerto Rican Cultural Center	Civil Legal Aid, Violence Prevention, Youth Development	\$846,863
Cook – Chicago Southern	A Knock At Midnight, NFP	Youth Development	\$1,950,000
Cook – Chicago Southern	ConTextos, NFP	Reentry, Youth Development	\$915,412
Cook – Chicago Southern	Girls Inc. of Chicago	Youth Development	\$857,581
Cook – Chicago Southern	GRO Community	Reentry	\$849,789
Cook – Chicago Southern	Heaven’s View Community Development Corp	Economic Development, Reentry, Violence Prevention	\$4,295,856
Cook – Chicago Southern	Illinois Equity Staffing LLC	Civil Legal Aid, Economic Development, Reentry	\$4,364,831
Cook – Chicago Southern	Illinois Prison Project	Civil Legal Aid, Reentry	\$4,293,000
Cook – Chicago Southern	Just Equality Systems for Us (JESUS Organization)	Economic Development, Reentry, Violence Prevention, Youth Development	\$477,318
Cook – Chicago Southern	Ladies of Virtue	Violence Prevention, Youth Development	\$306,010
Cook – Chicago Southern	Lifescore Foundation	Economic Development, Reentry, Youth Development	\$476,155
Cook – Chicago Southern	Musical Arts Insitute	Youth Development	\$450,000
Cook – Chicago Southern	Neighborhood Housing Services of Chicago, Inc.	Civil Legal Aid, Economic Development, Violence Prevention	\$2,707,248
Cook – Chicago Southern	Phalanx Family Services	Reentry, Violence Prevention, Youth Development	\$475,583
Cook – Chicago Southern	Project SYNCERE	Youth Development	\$167,700

Cohort 2 (continued)

R3 Region	Grantee Organization	Program Priorities	Total Award
Cook – Chicago Southern	Romes Joy Catering Company	Economic Development	\$889,370
Cook – Chicago Southern	The Corporate Breakup, LLC	Economic Development, Youth Development	\$4,135,281
Cook – Chicago Southern	United African Organization	Civil Legal Aid, Economic Development, Youth Development	\$1,350,000
Cook – Chicago Southern	Walter Mendenhall Inc. NFP DBA Male Mogul Initiative Inc. NFP	Economic Development, Reentry, Violence Prevention, Youth Development	\$225,000
Cook – Chicago Southern	West Point School of Music	Economic Development, Youth Development	\$1,500,000
Cook – Chicago Southern	Women in Need Recovery	Economic Development, Reentry	\$4,499,844
Cook – Chicago Western	Professional Litigant Information Products	Civil Legal Aid	\$3,331,726
Cook – Chicago Western	West Side Forward	Economic Development, Reentry	\$951,504
Cook – Chicago Western	A Safe Haven Foundation	Economic Development, Reentry	\$1,978,171
Cook – Chicago Western	Beyond the Ball NFP	Violence Prevention, Youth Development	\$147,000
Cook – Chicago Western	Bridge to Freedom	Reentry	\$615,000
Cook – Chicago Western	BUILD, Inc.	Violence Prevention, Youth Development	\$1,960,371
Cook – Chicago Western	College Mentoring Experience	Youth Development	\$450,000
Cook – Chicago Western	Community Education Network	Violence Prevention, Youth Development	\$373,345
Cook – Chicago Western	Friends of the Children, Chicago	Youth Development	\$1,121,410

Cohort 2 (continued)

R3 Region	Grantee Organization	Program Priorities	Total Award
Cook – Chicago Western	Gardeneers	Youth Development	\$369,546
Cook – Chicago Western	Habilitative Systems, Inc.	Civil Legal Aid, Economic Development, Reentry, Violence Prevention, Youth Development	\$220,500
Cook – Chicago Western	Life Impacters Foundation	Economic Development, Reentry	\$1,393,623
Cook – Chicago Western	Men & Women In Prison Ministries	Reentry	\$920,463
Cook – Chicago Western	New Covenant CDC	Violence Prevention	\$225,000
Cook – Chicago Western	Options For Youth	Violence Prevention, Youth Development	\$338,400
Cook – Chicago Western	Physiohealth PLLC	Economic Development, Reentry, Violence Prevention, Youth Development	\$220,529
Cook – Chicago Western	Sankofa Safe Child Initiative	Reentry, Violence Prevention	\$416,454
Cook – Chicago Western	The West Side Justice Center, Inc.	Civil Legal Aid	\$220,530
Cook – Chicago Western	Two Five Three Two Corp NFP	Economic Development, Violence Prevention, Youth Development	\$1,962,440
Cook – Suburban	Alpha and Omega Foundation	Youth Development	\$255,000
Cook – Suburban	C.L.I.C.K. Services NFP	Reentry, Violence Prevention	\$1,493,863
Cook – Suburban	Cook County	Reentry, Violence Prevention, Youth Development	\$257,679
Cook – Suburban	Healthcare Alternative Systems	Reentry	\$996,402
Cook – Suburban	J & P Consulting Group LLC	Economic Development	\$1,983,597
Cook – Suburban	Lifehouse Recovery Organization	Civil Legal Aid, Economic Development, Reentry, Violence Prevention	\$4,495,458
Cook – Suburban	NAMI Metro-Suburban, Inc.	Economic Development, Youth Development	\$944,571

Cohort 2 (continued)

R3 Region	Grantee Organization	Program Priorities	Total Award
Cook – Suburban	OAI, Inc.	Economic Development, Reentry	\$1,097,971
Cook – Suburban	Proviso-Leyden Council for Community Action, Inc.	Civil Legal Aid, Economic Development, Reentry, Violence Prevention, Youth Development	\$2,302,905
Cook – Suburban	Respond Now	Reentry	\$515,718
Cook – Suburban	Taufe-Hue Private Capital LLC	Economic Development, Youth Development	\$257,679
Cook – Suburban	The 1937 Foundation	Economic Development, Reentry, Violence Prevention	\$2,320,725
Cook – Suburban	Un Nuevo Despertar A New Awakening NFP	Civil Legal Aid, Economic Development, Violence Prevention	\$226,200
Northeast Central	Champaign County Christian Health Center	Economic Development	\$449,595
Northeast Central	CHM Bible Theatre Productions, Inc.	Youth Development	\$150,000
Northeast Central	CHM Bible Theatre Productions, Inc.	Youth Development	\$285,000
Northeast Central	Dispute Resolution Institute, Inc.	Violence Prevention	\$449,392
Northeast Central	Faith in Place	Youth Development	\$112,736
Northeast Central	National Youth Advocate Program, Inc.	Reentry, Violence Prevention, Youth Development	\$466,607
Northeast Central	STEP Recovery Center	Civil Legal Aid, Economic Development, Reentry, Violence Prevention, Youth Development	\$636,003
Northeast Central	Urbana School District 116	Violence Prevention, Youth Development	\$108,000
Northeast Central	Urbana School District 116	Violence Prevention, Youth Development	\$335,234
Northern	National Youth Advocate Program, Inc.	Reentry, Violence Prevention, Youth Development	\$768,154

Cohort 2 (continued)

R3 Region	Grantee Organization	Program Priorities	Total Award
Northern	Rockford Area Arts Council	Economic Development	\$170,700
Northern	Rockford Promise	Economic Development, Violence Prevention, Youth Development	\$1,185,403
Northern	Rockford Regional Hispanic Chamber of Commerce	Economic Development, Youth Development	\$433,422
Northern	United Way of Northwest Illinois	Violence Prevention, Youth Development	\$170,910
Northern	VOICES of Stephenson County	Civil Legal Aid, Violence Prevention, Youth Development	\$345,498
Northern	Zion West Enterprise NFP	Economic Development, Reentry, Violence Prevention, Youth Development	\$1,121,340
Northwest	ADV & SAS	Violence Prevention	\$92,831
Northwest	Braveheart Children's Advocacy Center	Youth Development	\$331,344
Northwest	Project NOW, Inc.	Reentry	\$387,150
Northwest Central	Artists Reenvisioning Tomorrow Inc.	Economic Development, Violence Prevention, Youth Development	\$1,800,000
Northwest Central	Bella Ease	Violence Prevention, Youth Development	\$600,000
Northwest Central	Clipped Wing Global Initiative	Violence Prevention, Youth Development	\$275,265
Northwest Central	Genesis Garden	Economic Development, Reentry	\$122,501
Northwest Central	Heaven's View Community Development Corp	Economic Development, Reentry, Violence Prevention, Youth Development	\$1,840,002
Northwest Central	House of Hope Peoria. Inc.	Violence Prevention	\$150,000
Northwest Central	Nannie M Johnson Community Center	Civil Legal Aid, Economic Development, Reentry, Violence Prevention, Youth Development	\$204,444
Northwest Central	National Youth Advocate Program, Inc.	Reentry, Violence Prevention, Youth Development	\$786,674

Cohort 2 (continued)

R3 Region	Grantee Organization	Program Priorities	Total Award
Northwest Central	Total Life Centers	Violence Prevention, Youth Development	\$920,001
Northwest Central	Tri-County Urban League	Economic Development, Reentry	\$204,444
Northwest Central	YWCA McLean County	Reentry	\$847,803
South Central	Joe W. Roberts Youth Club	Violence Prevention, Youth Development	\$950,667
South Central	Land of Lincoln Legal Aid, Inc.	Civil Legal Aid	\$884,973
South Central	MAC Institute of Beauty LLC	Economic Development, Reentry, Youth Development	\$529,425
South Central	Mt. Sinai Development Corporation	Economic Development	\$197,766
South Central	Paris Union School District 95	Violence Prevention, Youth Development	\$449,798
South Central	Spero Family Services	Youth Development	\$835,439
South Central	Teens Against Killing Everywhere	Economic Development, Reentry, Violence Prevention	\$1,779,900
South Central	Tidy Butler Corporation	Economic Development, Reentry	\$150,000
South Central	Truth NFP	Economic Development, Reentry, Violence Prevention, Youth Development	\$889,950
South Central	United Congregations of Metro East	Civil Legal Aid, Economic Development, Reentry, Violence Prevention, Youth Development	\$300,000
South Central	YWCA Southwestern Illinois	Violence Prevention, Youth Development	\$197,766
Southern	Board of Trustees of the University of Illinois (University of Illinois at Urbana-Champaign)	Violence Prevention, Youth Development	\$150,000
Southern	Board of Trustees of Western Illinois University	Economic Development	\$550,827
Southern	Cairo School District #1	Civil Legal Aid, Economic Development, Reentry, Violence Prevention, Youth Development	\$289,419

Cohort 2 (continued)

R3 Region	Grantee Organization	Program Priorities	Total Award
Southern	Carbondale United	Violence Prevention, Youth Development	\$578,838
Southern	Family Advocacy Services NFP	Violence Prevention, Youth Development	\$578,838
Southern	Planet Focus, Inc.	Economic Development	\$150,000
Southern	Planet Focus, Inc.	Economic Development, Reentry, Youth Development	\$289,419
Southern	Spero Family Services	Youth Development	\$150,000

R3 Program Cohort 1

R3 Region	Grantee Organization	Program Priorities	Total Award
Central	East Springfield Community Center Commission, Inc.	Youth Development	\$114,607
Central	East Springfield Community Center Commission, Inc.	Violence Prevention, Reentry Services	\$2,684,279
Central	Illinois Legal Aid Online	Civil Legal Aid	\$128,946
Central	Land of Lincoln Legal Aid, Inc.	Civil Legal Aid	\$636,750
Central	Macon County CASA, NFP	Youth Development, Violence Prevention	\$251,304
Central	Sherrod's Independent Mentoring Program, Inc.	Youth Development, Violence Prevention, Reentry Services	\$843,101
Central	Springfield Urban League Inc.	Economic Development, Youth Development	\$1,259,106
Central	The City of Springfield	Economic Development	\$113,333
Collar	Black Oaks Foundation	Economic Development	\$54,237
Collar	City of Kankakee	Economic Development, Youth Development, Violence Prevention, Reentry Services	\$40,691
Collar	Gametime Life Skills Foundation	Economic Development, Youth Development, Violence Prevention, Civil Legal Aid	\$1,865,246
Collar	Kankakee School District 111	Violence Prevention, Civil Legal Aid, Economic Development, Youth Development	\$3,164,994
Collar	Key City Community Development Corporation	Economic Development	\$122,817
Collar	Northern Illinois Recovery Community Organization	Reentry Services	\$811,800
Collar	Prairie State Legal Services, Inc.	Civil Legal Aid	\$1,595,025
Collar	Will County	Violence Prevention	\$214,904

Cohort 1 (continued)

R3 Region	Grantee Organization	Program Priorities	Total Award
Collar	Will County	Violence Prevention, Youth Development, Civil Legal Aid, Economic Development	\$2,645,100
Cook – Chicago Northern	Communities United	Civil Legal Aid	\$624,948
Cook – Chicago Northern	First Defense Legal Aid	Youth Development, Violence Prevention, Civil Legal Aid	\$248,046
Cook – Chicago Northern	Local Initiatives Support Corporation	Economic Development	\$1,503,801
Cook – Chicago Northern	Safer Foundation	Economic Development, Violence Prevention, Reentry Services, Civil Legal Aid	\$2,427,000
Cook – Chicago Southern	1863FWD LLC	Violence Prevention, Reentry Services	\$629,347
Cook – Chicago Southern	Alternatives, INC	Youth Development	\$1,541,991
Cook – Chicago Southern	Centers for New Horizons	Economic Development, Violence Prevention, Reentry Services	\$5,857,209
Cook – Chicago Southern	Chicago Torture Justice Center	Reentry Services	\$693,507
Cook – Chicago Southern	Chicago Urban League	Economic Development	\$258,043
Cook – Chicago Southern	Chicago Urban League	Economic Development, Violence Prevention, Reentry Services	\$5,734,710
Cook – Chicago Southern	DuSable Museum of African American History	Economic Development, Reentry Services	\$374,850
Cook – Chicago Southern	Emerald South Economic Development Collaborative	Economic Development, Youth Development, Violence Prevention	\$7,500,000
Cook – Chicago Southern	Hope Center Foundation	Youth Development	\$1,079,635
Cook – Chicago Southern	Phalanx Family Services	Youth Development, Violence Prevention, Reentry Services	\$1,515,809

Cohort 1 (continued)

R3 Region	Grantee Organization	Program Priorities	Total Award
Cook – Chicago Southern	St. Leonard’s Ministries	Economic Development, Reentry Services	\$335,631
Cook – Chicago Western	Chicago Youth Boxing Club	Youth Development, Violence Prevention	\$164,400
Cook – Chicago Western	Garfield Park Community Council	Violence Prevention	\$252,121
Cook – Chicago Western	Girls in the Game NFP	Violence Prevention	\$291,588
Cook – Chicago Western	J. Blunt LLC	Youth Development, Violence Prevention	\$189,414
Cook – Chicago Western	Law and the Fam LLC	Economic Development, Youth Development, Violence Prevention, Reentry Services, Civil Legal Aid	\$2,516,670
Cook – Chicago Western	Lawndale Christian Development Corporation	Economic Development, Reentry Services	\$402,876
Cook – Chicago Western	National Association for the Advancement of Colored People Chicago Westside	Economic Development, Youth Development, Violence Prevention, Reentry Services	\$6,802,965
Cook – Chicago Western	St. Leonard’s Ministries	Economic Development, Reentry Services	\$1,169,137
Cook – Chicago Western	The Children’s Place Association	Economic Development, Youth Development, Violence Prevention	\$1,701,921
Cook – Suburban	Center for Community Academic Success Partnerships	Youth Development, Violence Prevention	\$730,000
Cook – Suburban	Chicago Urban League	Economic Development, Youth Development	\$2,974,095
Cook – Suburban	Cook County	Economic Development, Youth Development, Violence Prevention, Reentry Services, Civil Legal Aid	\$1,800,000
Cook – Suburban	Cornerstone Community Development Corporation, NFP	Economic Development, Reentry Services, Violence Prevention	\$1,005,910
Cook – Suburban	Knotty Luxe, Inc.	Civil Legal Aid, Reentry Services, Youth Development, Economic Development	\$1,758,903

Cohort 1 (continued)

R3 Region	Grantee Organization	Program Priorities	Total Award
Cook – Suburban	Loyola University Chicago	Economic Development, Youth Development	\$223,260
Cook – Suburban	Metropolitan Family Services	Economic Development, Violence Prevention Services	\$3,509,187
Cook – Suburban	NDICA Illinois	Youth Development, Economic Development	\$1,249,589
Cook – Suburban	The Link & Option Center, Inc.	Youth Development, Civil Legal Aid, Reentry Services	\$113,333
Cook – Suburban	The Monroe Foundation	Violence Prevention, Youth Development	\$311,934
Northeast Central	Board of Trustees of the University of Illinois	Youth Development, Violence Prevention	\$1,283,345
Northeast Central	Land of Lincoln Legal Aid, Inc.	Civil Legal Aid	\$311,670
Northeast Central	Teague International Corp	Economic Development	\$997,745
Northern	Comprehensive community Solutions, Inc.	Economic Development, Youth Development, Violence Prevention	\$1,738,379
Northern	Girl Scouts of Northern Illinois	Youth Development, Violence Prevention	\$929,955
Northern	KFACT (Keeping Families and Communities Together)	Youth Development	\$558,735
Northern	Prairie State Legal Services, Inc.	Civil Legal Aid	\$579,255
Northern	The City of Rockford	Youth Development, Violence Prevention	\$1,562,370
Northern	Torito Arts NFP	Economic Development, Youth Development, Violence Prevention, Reentry Services	\$112,941
Northern	YMCA of Rock River Valley	Youth Development	\$259,071
Northern	Youth Network Council	Youth Development, Violence Prevention	\$112,991
Northwest	Family Resources, Inc.	Youth Development, Violence Prevention	\$28,954
Northwest	Martin Luther King Jr. Community Center	Youth Development, Economic Development	\$736,731
Northwest	Perfectly Flawed Foundation	Youth Development, Violence Prevention	\$273,207

Cohort 1 (continued)

R3 Region	Grantee Organization	Program Priorities	Total Award
Northwest	Prairie State Legal Services, Inc.	Civil Legal Aid	\$463,524
Northwest Central	Board of Education City of Peoria	Violence Prevention, Youth Development, Civil Legal Aid, Economic Development	\$2,576,007
Northwest Central	Prairie State Legal Services, Inc.	Civil Legal Aid	\$704,238
Northwest Central	Project Oz	Youth Development, Violence Prevention	\$815,796
Northwest Central	Tri-County Urban League, Inc.	Economic Development, Youth Development	\$1,288,106
Northwest Central	United Way of Adams County, Inc.	Youth Development	\$35,417
South Central	Academic Development Institute	Economic Development, Youth Development, Violence Prevention	\$2,788,584
South Central	Illinois Association of Juvenile Justice Councils	Economic Development, Youth Development, Violence Prevention	\$122,460
South Central	Madison County	Economic Development, Youth Development, Violence Prevention	\$130,746
South Central	United Way of Greater St. Louis, Inc.	Economic Development, Youth Development, Violence Prevention	\$2,619,440
Southern	City of Harrisburg	Economic Development	\$36,193
Southern	Family Counseling Center, Inc.	Youth Development, Violence Prevention	\$932,524
Southern	Land of Lincoln Legal Aid, Inc.	Civil Legal Aid	\$172,920
Southern	Lutheran Social Services of Illinois	Reentry Services	\$686,106
Southern	Public Interest Law Initiative	Civil Legal Aid	\$42,224

Acknowledgments

The Hands Behind the Work

This annual report was built by the quiet persistence of public servants, community builders, and local visionaries who carried forward the spirit of the R3 Program. The Office of the Lieutenant Governor's JEO Initiative staff extend their deepest gratitude to ICJIA Executive Director Delrice Adams and her dedicated teams for their steadfast partnership. We also recognize the R3 Program Board members whose lived experience, professional expertise, and commitment to equity continue to guide this work with integrity and care. Our appreciation also extends to every organization that opened its doors to host this year's R3 tours across Illinois. Their staff, participants, and community partners offered their time, stories, and wisdom, reminding us that the promise of R3 lives not in policy alone but in people. To the staff who helped capture these moments, your images illuminate the enduring power of community resilience.



R3 Board members in Chicago give a round of applause after a grantee presentation concludes, December 2025